销售代表

苏州云雀机器人科技有限公司
SUZHOU LARK ROBOT TECHNOLOGY CO., LTD

云雀官方网站

模组在线选型

江苏省昆山市陆家镇华成路8号A01栋B09栋
0512-57931538
www.larkrobot.com

· 目录内容可能因产品改进而更改，恕不另行通知。
· 用户如需我公司更多产品资料，请与我司业务部联系。

LINEAR SLIDE

专注直线运动 · 提供专业服务

经济型系列滑台
PRODUCT CATALOG

STEEL BODY LEAD SCREW SLIDE

内嵌式集成结构

- 低成本
- 高寿命
- 高精度
- 安装方便

ISO:9001认证 | CE













COMPANY PROFILE

公司简介

苏州云雀机器人科技有限公司
品牌：WSKY
主营产品：线性机械手、电动缸等。

苏州云雀机器人科技有限公司位于全国百强县之首的昆山经济开发区，公司专注于直线模组，伺服电动缸，直线电机等机械运动产品研发、制造、销售服务为一体的高新科技企业，公司以雄厚的技术力量、先进的加工检测设备及科学的管理，所生产的产品得到了市场的广泛认可。公司通过ISO9001质量体系认证，高新技术企业认证，瞪羚企业，专精特新，现已获得国家专利56余项和软著知识产权5项。我们一直致力于为客户提供优质的产品和专业的服务；诚实守信是我们的服务宗旨，这种价值观使我们充满信心，面对一切挑战，与您共赢未来。

产品广泛应用于各类、自动化生产线、3C、光伏、汽车、新能源、检测设备（点胶、喷涂、焊接、包装、搬运、喷绘、打印、激光切割）、科研试验、军工等领域。

Suzhou Skylark Robot Technology Co., Ltd. is located in Kunshan Economic Development Zone, the first of the top 100 counties in the country. Servo electric cylinders, linear motors and other mechanical motion products research and development, manufacturing, sales and service as one of the high-tech enterprises, the company is strong With technical strength, advanced processing and testing equipment and scientific management, the products produced have been widely recognized by the market. The company passed ISO9001 quality system certification, high-tech enterprise certification, gazelle enterprise, specialized, special and new, has obtained more than 56 national patents5 soft intellectual property rights. We have been committed to providing customers with high-quality products and professional services; Honesty and trustworthiness are our services Purpose, this value makes us full of confidence, face all challenges, and win the future with you.

Products are widely used in all kinds, automated production lines, 3C, photovoltaic, automobile, new energy, testing equipment (dispensing, spraying,
welding, packaging, handling, printing, printing, laser cutting), scientific research and testing, military industry and other fields.

多种转折方式 Multiple twists

多种电机连接方式，可适应不同安装空间。

A variety of motor connection methods can be adapted to different installation spaces.

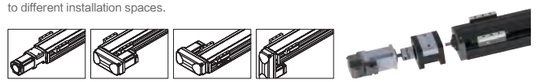

油盒设计 Oil cartridge design

新增油盒设计，一次注油，一年免维护。

New oil cartridge design, one injection, one year maintenance-free.

一体式滑座 One-piece sliding seat

使用滑座一体成型，高强度、高寿命，改善原始分体滑座稳定性差问题。

The use of slide seat integral molding, high strength, high life, improve the original points Poor stability of the body slide.



精度 ±0.005 mm

分体式滑座设计，无油盒，后期保养繁琐。

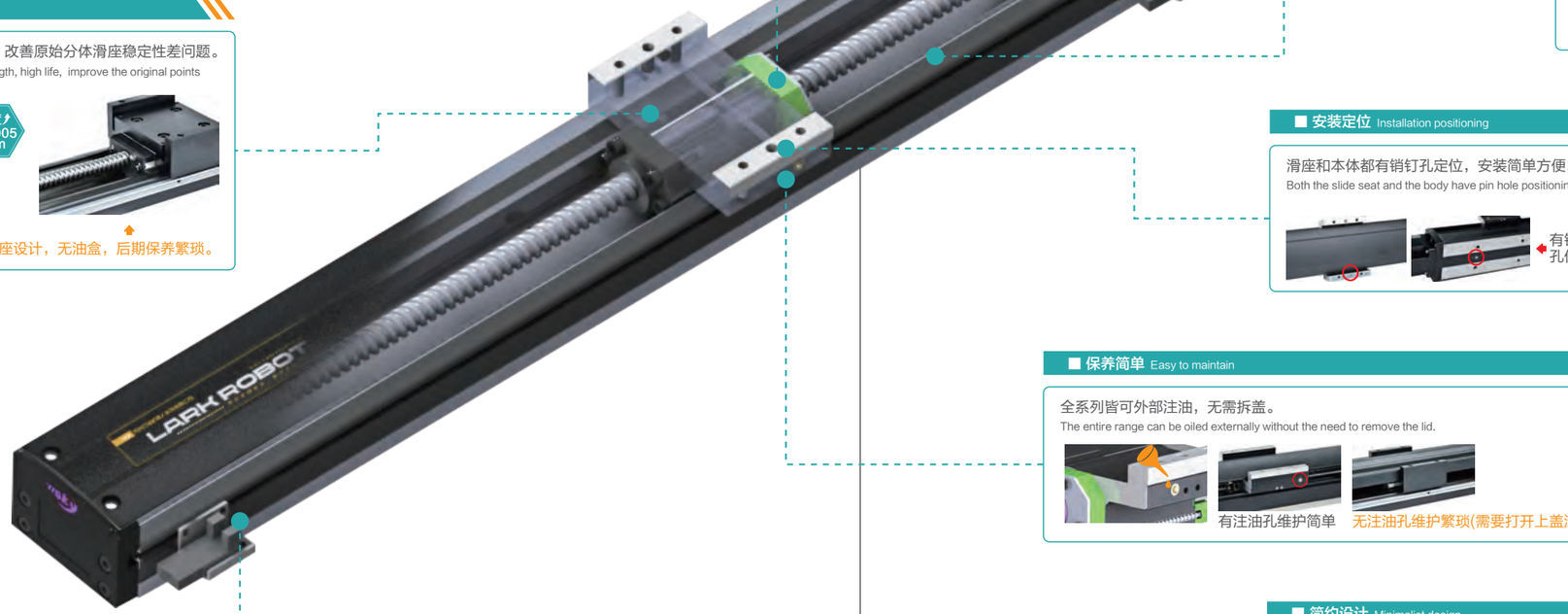

电机品牌 Motor brand

可搭配各品牌的伺服电机。

Can be matched with various brands of servo motors.

P 松下 M 三菱 T 台达 Y 安川 H 汇川 57 57步进电机

*其他电机品牌及规格，请联系业务人员。

电机座盖板 Motor seat cover

增加电机盖板安全性提高。

Increased motor cover safety improved

无联轴器盖板

配件齐全 Full range of accessories

最简化设计，配件齐全。

The most simplified design, complete accessories.

大负重结构 Large load structure

整体设计结构可承载110kg以上水平负载。

The overall design structure can carry more than 110kg horizontal load.

安装定位 Installation positioning

滑座和本体都有销钉孔定位，安装简单方便。

Both the slide seat and the body have pin hole positioning, making installation simple and convenient.

有销钉孔位

无销钉孔位

保养简单 Easy to maintain

全系列皆可外部注油，无需拆盖。

The entire range can be oiled externally without the need to remove the lid.

有注油孔维护简单

无注油孔维护繁琐(需要打开上盖注油)

简约设计 Minimalist design

光电开关槽与本体设计成一体结构，无需额外购买光电开关槽。

The photoelectric switch slot is designed with the body as a one-piece structure, and there is no need to purchase an additional photoelectric switch slot.

一体光电开关槽

单独光电开关槽

SK6LR · SK8LR · SK12LR系列正反牙模组

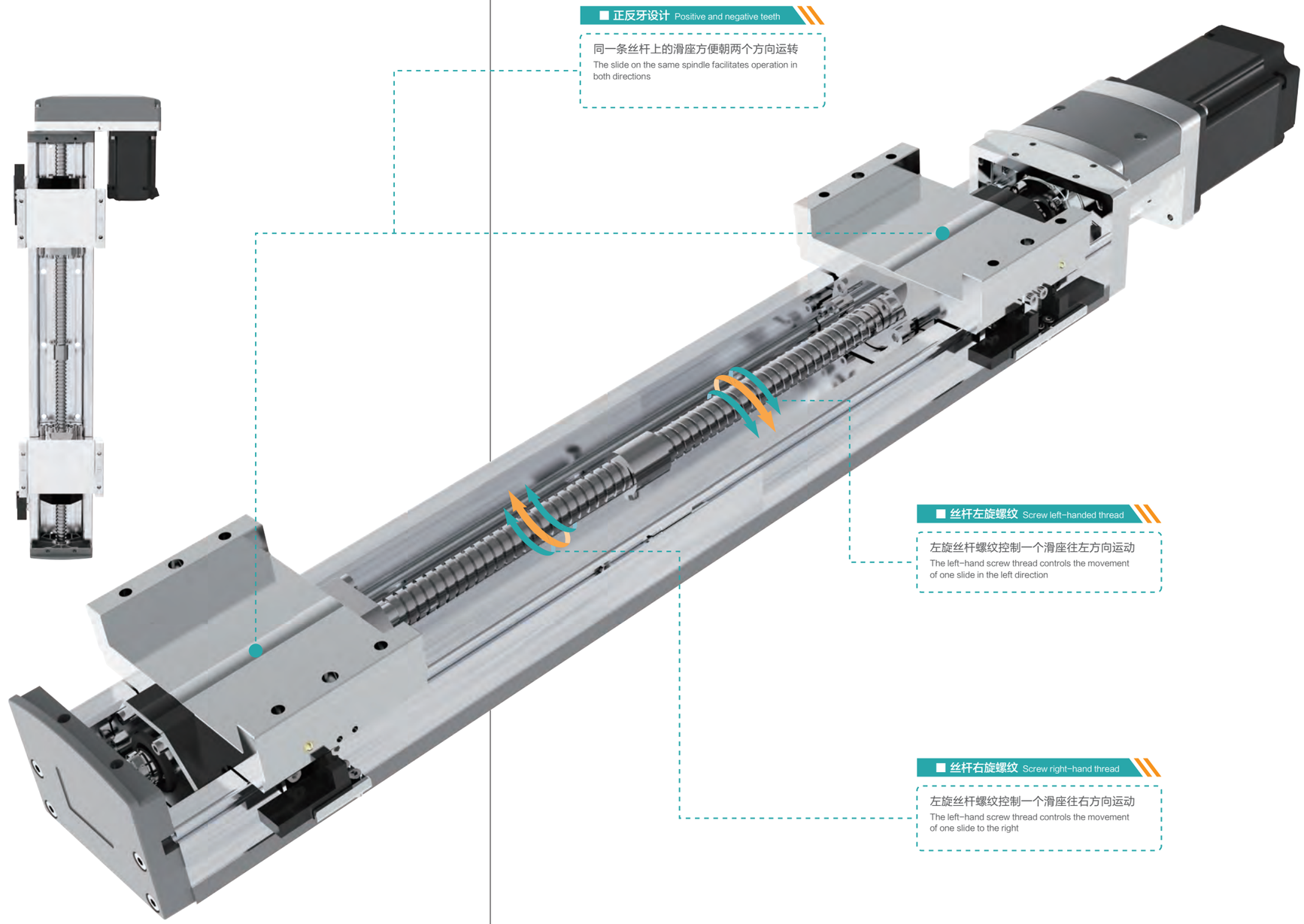

■ 正反牙设计 Positive and negative teeth

同一条丝杆上的滑座方便朝两个方向运转
The slide on the same spindle facilitates operation in both directions

■ 丝杆左旋螺纹 Screw left-handed thread

左旋丝杆螺纹控制一个滑座往左方向运动
The left-hand screw thread controls the movement of one slide in the left direction

■ 丝杆右旋螺纹 Screw right-hand thread

左旋丝杆螺纹控制一个滑座往右方向运动
The left-hand screw thread controls the movement of one slide to the right

优先选择等级：★★★

经济型 **中负载**

本体宽度：65mm
最大负载：30kg
最大行程：800mm

- 设计及安装方式便
- 体积小重量轻
- 高精度、运行平稳
- 配件齐全
- 外置注油口，维护方便
- 最简化设计
- 产品外观默认白色，需要黑色请备注

电机安装方式 How the motor is installed

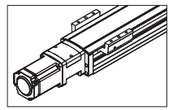

■ 电机直连外置-BC
Motor Exposed

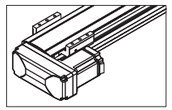

■ 电机左折-BL
Motor Left Side

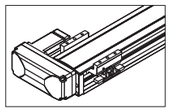

■ 电机右折-BR
Motor Right Side

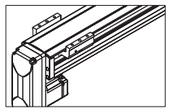

■ 电机下折-BD
Motor Bottom Side

型号表示方式 Guide for Model Selection

SK6-L10-C-S100-BC-P10B-D3_-001

特殊定制
Non-standard, d.c.,

本体颜色 Body color

S	白色(默认)
H	黑色

丝杆导程(螺距) Ball Screw Lead

L5	5mm
L10	10mm

*导程：电机旋转一圈，滑台移动的直线距离.

精度等级 Accuracy class

C	普通级C7 Common precision
P	研磨级C5 High precision

行程mm Stroke(mm)

50~800

电机方式 Motor way

BC	直连外置
BL	左折
BR	右折
BD	下折

电机品牌 Motor Type

L	雷赛
H	汇川
P	松下
M	三菱
T	台达
Y	安川
57	57步进电机
其他品牌电机	

电机功率 Motor power

10	100W

刹车 Brakes

无	无刹车
B	带刹车

感应开关数量 Sensor quantity

D3	3PCS
D2	2PCS
D1	1PCS
E	无光电开关

感应器类型 Sensor type

无	NPN
P	PNP

基本参数 The basic parameters

电机功率(W) Motor power(w)	100W	
电机转速 Motor Speed(rpm/min)	3000	
滚珠丝杆导程-螺距 Belt Lead(mm)	5	10
最高速度 Maximum Payload(mm/s)	250	500
水平负载 Horizontal load	30	20
垂直负载 Vertical load	10	8
额定推力 Rated thrust(n)	341	170
行程范围 Range of travel(mm)	50-800MM/50行程递增	
丝杆外径 Screw diameter(mm)	Ø12	
重复位置精度 Repeatability(mm)	C7(C)	±0.01
	C5(P)	±0.005
联轴器 coupling	7x8	
感应器 sensor	EE-SX674(NPN)	

*电机加减速度时间为0.2S. motor speed is 0.2S.
*如有特殊定制请先与技术人员联系.
If you have special customization, please contact a technician first.

传感器接线图 Specification

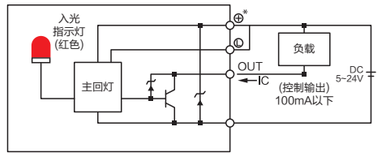

速度与行程 Speed and stroke

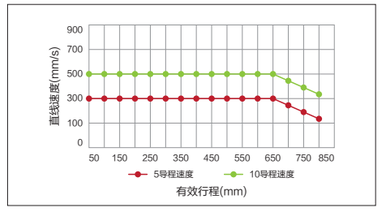

* 行程超过600时，丝杆旋转会产生共振，此时请将速度调低.
When the stroke is more than 600, the rotation of the screw will cause resonance, and then the speed will be lowered.

安装示意图 Installation diagram

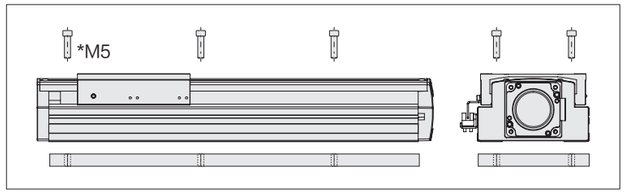

安装方式：安装螺丝从上往下安装

静态力矩表 Static moment

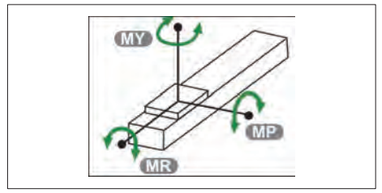

MY	80（N.m）
MP	80（N.m）
MR	144（N.m）

电机直连外置-BC
Motor Exposed

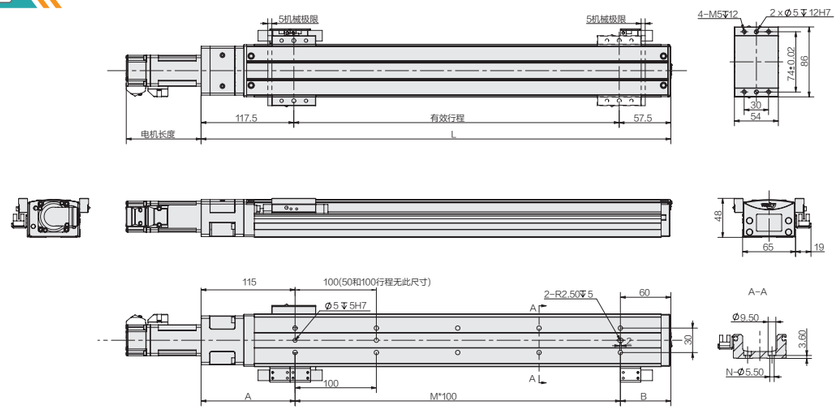

有效行程	50	100	150	200	250	300	350	400	450	500	550	600	650	700	750	800
L	225	275	325	375	425	475	525	575	625	675	725	775	825	875	925	975
A	90	115	90	115	90	115	90	115	90	115	90	115	90	115	90	115
B	35	60	35	60	35	60	35	60	35	60	35	60	35	60	35	60
M	1	1	2	2	3	3	4	4	5	5	6	6	7	7	8	8
N	4	4	6	6	8	8	10	10	12	12	14	14	16	16	18	18
KG	1.8	1.97	2.14	2.31	2.48	2.65	2.82	2.99	3.16	3.33	3.5	3.67	3.84	4.01	4.18	4.35

注：以上不含电机重量. Note: Not including motor weight.

电机左折-BL
Motor Left Side

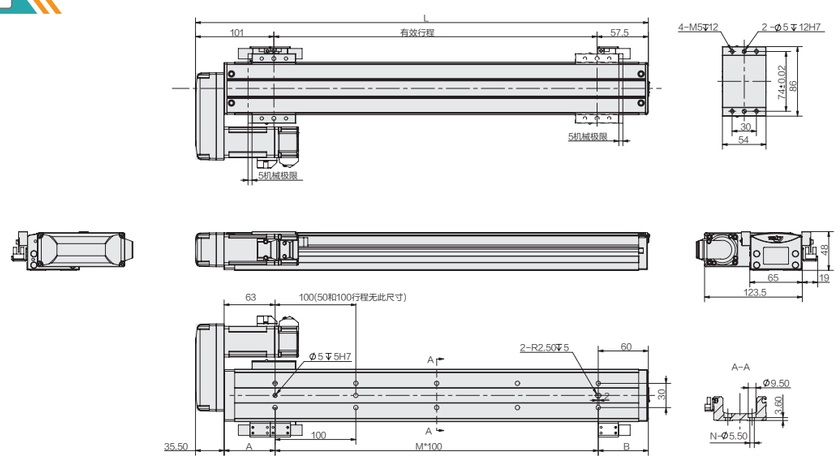

有效行程	50	100	150	200	250	300	350	400	450	500	550	600	650	700	750	800
L	208.5	258.5	308.5	358.5	408.5	458.5	508.5	558.5	608.5	658.5	708.5	758.5	808.5	858.5	908.5	958.5
A	38	63	38	63	38	63	38	63	38	63	38	63	38	63	38	63
B	35	60	35	60	35	60	35	60	35	60	35	60	35	60	35	60
M	1	1	2	2	3	3	4	4	5	5	6	6	7	7	8	8
N	4	4	6	6	8	8	10	10	12	12	14	14	16	16	18	18
KG	2.02	2.19	2.36	2.53	2.7	2.87	3.04	3.21	3.38	3.55	3.72	3.89	4.06	4.23	4.4	4.57

注：以上不含电机重量. Note: Not including motor weight.

电机右折-BR
Motor Right Side

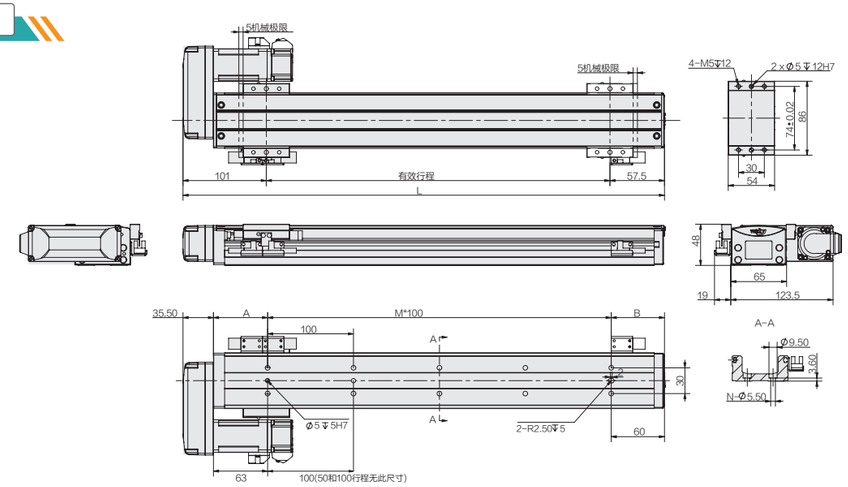

有效行程	50	100	150	200	250	300	350	400	450	500	550	600	650	700	750	800
L	208.5	258.5	308.5	358.5	408.5	458.5	508.5	558.5	608.5	658.5	708.5	758.5	808.5	858.5	908.5	958.5
A	38	63	38	63	38	63	38	63	38	63	38	63	38	63	38	63
B	35	60	35	60	35	60	35	60	35	60	35	60	35	60	35	60
M	1	1	2	2	3	3	4	4	5	5	6	6	7	7	8	8
N	4	4	6	6	8	8	10	10	12	12	14	14	16	16	18	18
KG	2.02	2.19	2.36	2.53	2.7	2.87	3.04	3.21	3.38	3.55	3.72	3.89	4.06	4.23	4.4	4.57

注：以上不含电机重量. Note: Not including motor weight.

电机下折-BD
Motor Bottom Side

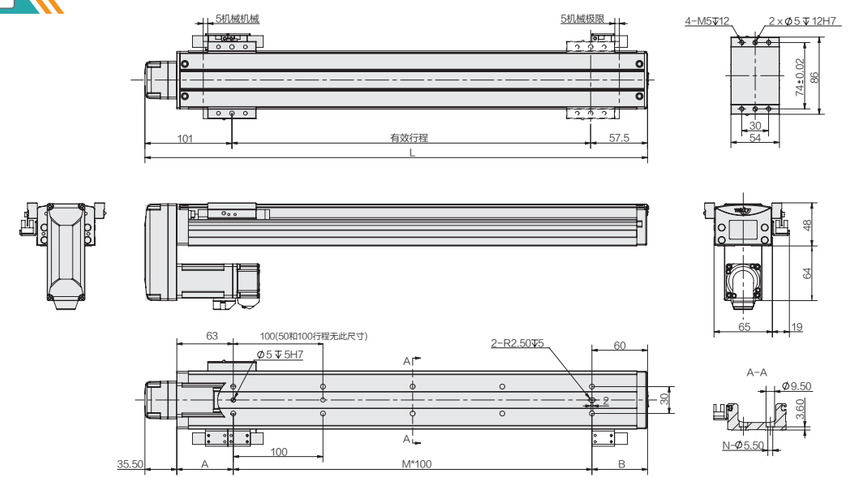

有效行程	50	100	150	200	250	300	350	400	450	500	550	600	650	700	750	800
L	208.5	258.5	308.5	358.5	408.5	458.5	508.5	558.5	608.5	658.5	708.5	758.5	808.5	858.5	908.5	958.5
A	38	63	38	63	38	63	38	63	38	63	38	63	38	63	38	63
B	35	60	35	60	35	60	35	60	35	60	35	60	35	60	35	60
M	1	1	2	2	3	3	4	4	5	5	6	6	7	7	8	8
N	4	4	6	6	8	8	10	10	12	12	14	14	16	16	18	18
KG	2.02	2.19	2.36	2.53	2.7	2.87	3.04	3.21	3.38	3.55	3.72	3.89	4.06	4.23	4.4	4.57

注：以上不含电机重量. Note: Not including motor weight.

优先选择等级：★★★

经济型 **中负载**

本体宽度：86mm
最大负载：50kg
最大行程：1050mm

- 设计及安装方便
- 体积小重量轻
- 高精度、运行平稳
- 配件齐全
- 外置注油口，维护方便
- 最简化设计
- 产品外观默认白色，需要黑色请备注

电机安装方式 How the motor is installed

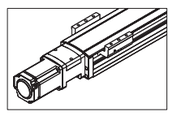

■ 电机直连外置-BC
Motor Exposed

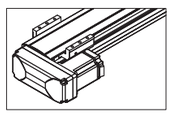

■ 电机左折-BL
Motor Left Side

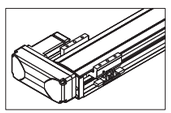

■ 电机右折-BR
Motor Right Side

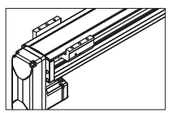

■ 电机下折-BD
Motor Bottom Side

型号表示方式 Guide for Model Selection

SK8-L10-C-S100-BC-P40B-D3_-001

特殊定制
Non-standard, d.c.,

本体颜色 Body color

S	白色(默认)
H	黑色

丝杆导程(螺距) Ball Screw Lead

L5	5mm
L10	10mm
L20	20mm

*导程：电机旋转一圈，滑台移动的直线距离。

精度等级 Accuracy class

C	普通级C7 Common precision
P	研磨级C5 High precision

行程mm Stroke(mm)

50~1050

电机方式 Motor way

BC	直连外置
BL	左折
BR	右折
BD	下折

电机品牌 Motor Type

L	雷赛
H	汇川
P	松下
M	三菱
T	台达
Y	安川
57	57步进电机
其他品牌电机	

电机功率 Motor power

20	200W
40	400W

刹车 Brakes

无	无刹车
B	带刹车

感应开关数量 Sensor quantity

D3	3PCS
D2	2PCS
D1	1PCS
E	无光电开关

感应器类型 Sensor type

无	NPN
P	PNP

基本参数 The basic parameters

电机功率(W) Motor power(w)	200W(400W)		
电机转速 Motor Speed(rpm/min)	3000		
滚珠丝杆导程-螺距 Belt Lead(mm)	5	10	20
最高速度 Maximum Payload(mm/s)	250	500	1000
水平负载 Horizontal load	50	40	20
垂直负载 Vertical load	20	15	6
额定推力 Rated thrust(n)	683	341	174
行程范围 Range of travel(mm)	50-1050MM/50行程递增		
丝杆外径 Screw diameter(mm)	Ø16		
重复位置精度 Repeatability(mm)	C7(C)	±0.01	
	C5(P)	±0.005	
联轴器 coupling	10x14		
感应器 sensor	EE-SX674(NPN)		

*电机加减速度时间为0.2S. motor speed is 0.2S.
*如有特殊定制请先与技术人员联系。
If you have special customization, please contact a technician first.

传感器接线图 Specification

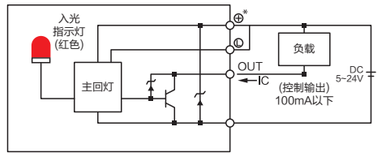

速度与行程 Speed and stroke

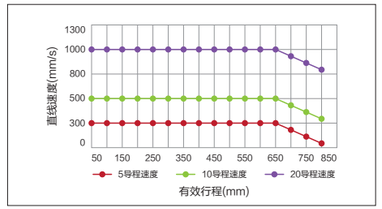

* 行程超过600时，丝杆旋转会产生共振，此时请将速度调低。
When the stroke is more than 600, the rotation of the screw will cause resonance, and then the speed will be lowered.

安装示意图 Installation diagram

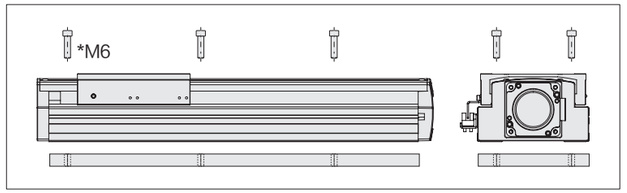

安装方式：安装螺丝从上往下安装

静态力矩表 Static moment

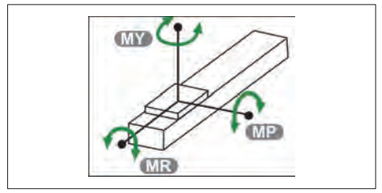

MY	287（N.m）
MP	287（N.m）
MR	626（N.m）

电机直连外置-BC
Motor Exposed

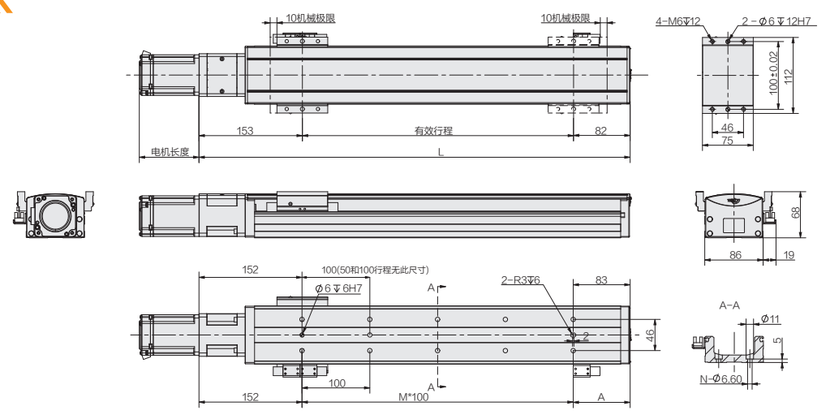

有效行程	50	100	150	200	250	300	350	400	450	500	550	600	650	700	750	800	850	900	950	1000	1050
L	285	335	385	435	485	535	585	635	685	735	785	835	885	935	985	1035	1085	1135	1185	1235	1285
A	33	83	33	83	33	83	33	83	33	83	33	83	33	83	33	83	33	83	33	83	33
M	1	1	2	2	3	3	4	4	5	5	6	6	7	7	8	8	9	9	10	10	11
N	4	4	6	6	8	8	10	10	12	12	14	14	16	16	18	18	20	20	22	22	24
KG	3.04	3.38	3.72	4.06	4.4	4.74	5.08	5.42	5.76	6.1	6.44	6.78	7.12	7.46	7.8	8.14	8.48	8.82	9.16	9.5	9.84

注：以上不含电机重量. Note: Not including motor weight.

电机左折-BL
Motor Left Side

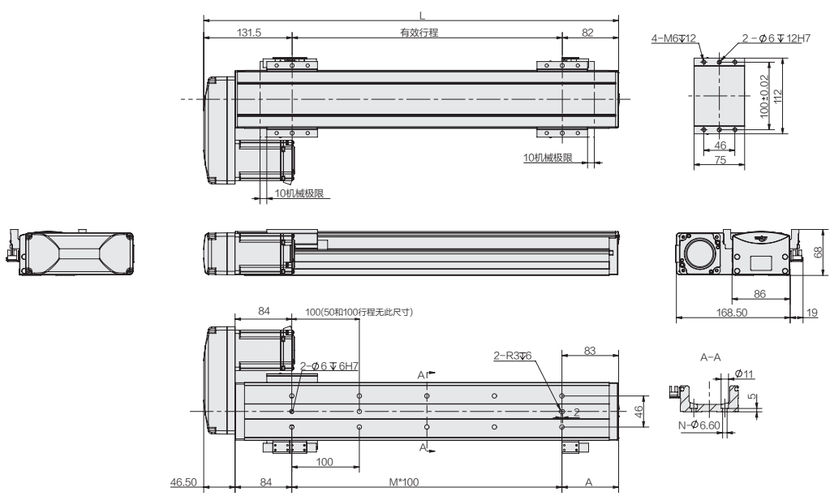

有效行程	50	100	150	200	250	300	350	400	450	500	550	600	650	700	750	800	850	900	950	1000	1050
L	263.5	313.5	363.5	413.5	463.5	513.5	563.5	613.5	663.5	713.5	763.5	813.5	863.5	913.5	963.5	1013.5	1063.5	1113.5	1163.5	1213.5	1263.5
A	33	83	33	83	33	83	33	83	33	83	33	83	33	83	33	83	33	83	33	83	33
M	1	1	2	2	3	3	4	4	5	5	6	6	7	7	8	8	9	9	10	10	11
N	4	4	6	6	8	8	10	10	12	12	14	14	16	16	18	18	20	20	22	22	24
KG	3.22	3.56	3.9	4.24	4.58	4.92	5.26	5.6	5.94	6.28	6.62	6.96	7.3	7.64	7.98	8.32	8.66	9	9.34	9.68	10.02

注：以上不含电机重量. Note: Not including motor weight.

电机右折-BR
Motor Right Side

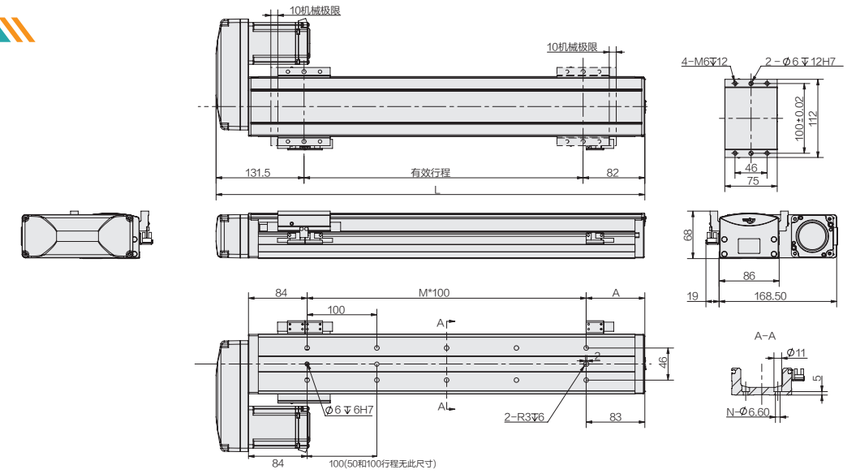

有效行程	50	100	150	200	250	300	350	400	450	500	550	600	650	700	750	800	850	900	950	1000	1050
L	263.5	313.5	363.5	413.5	463.5	513.5	563.5	613.5	663.5	713.5	763.5	813.5	863.5	913.5	963.5	1013.5	1063.5	1113.5	1163.5	1213.5	1263.5
A	33	83	33	83	33	83	33	83	33	83	33	83	33	83	33	83	33	83	33	83	33
M	1	1	2	2	3	3	4	4	5	5	6	6	7	7	8	8	9	9	10	10	11
N	4	4	6	6	8	8	10	10	12	12	14	14	16	16	18	18	20	20	22	22	24
KG	3.22	3.56	3.9	4.24	4.58	4.92	5.26	5.6	5.94	6.28	6.62	6.96	7.3	7.64	7.98	8.32	8.66	9	9.34	9.68	10.02

注：以上不含电机重量. Note: Not including motor weight.

电机下折-BD
Motor Bottom Side

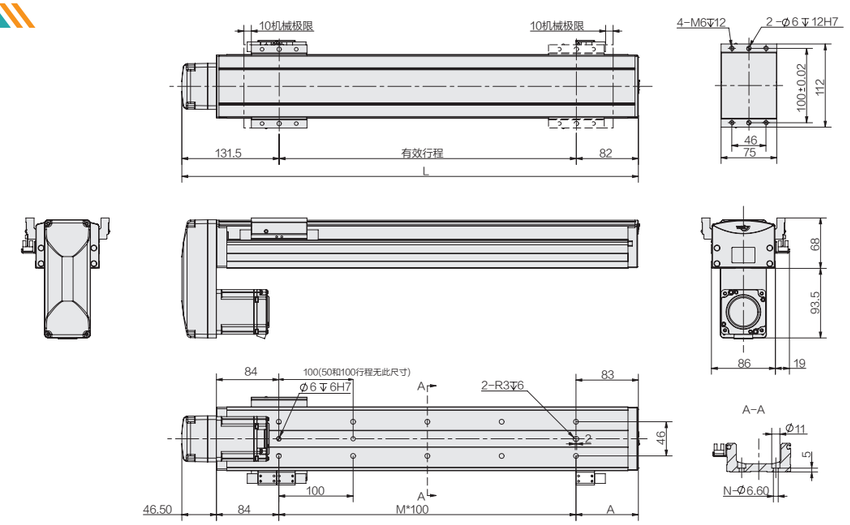

有效行程	50	100	150	200	250	300	350	400	450	500	550	600	650	700	750	800	850	900	950	1000	1050
L	263.5	313.5	363.5	413.5	463.5	513.5	563.5	613.5	663.5	713.5	763.5	813.5	863.5	913.5	963.5	1013.5	1063.5	1113.5	1163.5	1213.5	1263.5
A	33	83	33	83	33	83	33	83	33	83	33	83	33	83	33	83	33	83	33	83	33
M	1	1	2	2	3	3	4	4	5	5	6	6	7	7	8	8	9	9	10	10	11
N	4	4	6	6	8	8	10	10	12	12	14	14	16	16	18	18	20	20	22	22	24
KG	3.22	3.56	3.9	4.24	4.58	4.92	5.26	5.6	5.94	6.28	6.62	6.96	7.3	7.64	7.98	8.32	8.66	9	9.34	9.68	10.02

注：以上不含电机重量. Note: Not including motor weight.

优先选择等级：★★★

经济型 **中负载**

本体宽度：125mm
最大负载：110kg
最大行程：1250mm

- 设计及安装方便
- 体积小重量轻
- 高精度、运行平稳
- 配件齐全
- 外置注油口，维护方便
- 最简化设计
- 产品外观默认白色，需要黑色请备注

电机安装方式 How the motor is installed

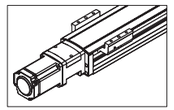

■ 电机直连外置-BC
Motor Exposed

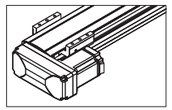

■ 电机左折-BL
Motor Left Side

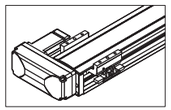

■ 电机右折-BR
Motor Right Side

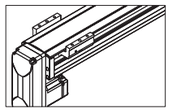

■ 电机下折-BD
Motor Bottom Side

型号表示方式 Guide for Model Selection

SK12-L10-C-S100-BC-P40B-D3_-001

特殊定制
Non-standard, d.c.,

本体颜色 Body color

S	白色(默认)
H	黑色

丝杆导程(螺距) Ball Screw Lead

L5	5mm
L10	10mm
L20	20mm
L32	32mm

*导程：电机旋转一圈，滑台移动的直线距离.

精度等级 Accuracy class

C	普通级C7 Common precision
P	研磨级C5 High precision

行程mm Stroke(mm)

50~1250

电机方式 Motor way

BC	直连外置
BL	左折
BR	右折
BD	下折

电机品牌 Motor Type

L	雷赛
H	汇川
P	松下
M	三菱
T	台达
Y	安川
57	57步进电机
其他品牌电机	

电机功率 Motor power

40	400W

刹车 Brakes

无	无刹车
B	带刹车

感应开关数量 Sensor quantity

D3	3PCS
D2	2PCS
D1	1PCS
E	无光电开关

感应器类型 Sensor type

无	NPN
P	PNP

基本参数 The basic parameters

电机功率(W) Motor power(w)	400W			
电机转速 Motor Speed(rpm/min)	3000			
滚珠丝杆导程-螺距 Belt Lead(mm)	5	10	20	32
最高速度 Maximum Payload(mm/s)	250	500	1000	1600
水平负载 Horizontal load	110	88	40	30
垂直负载 Vertical load	40	40	15	10
额定推力 Rated thrust(n)	1388	694	347	218
行程范围 Range of travel(mm)	50-1250MM/50行程递增			
丝杆外径 Screw diameter(mm)	Ø16			
重复位置精度 Repeatability(mm)	C7(C)		±0.01	
	C5(P)		±0.005	
联轴器 coupling	10x14			
感应器 sensor	EE-SX674(NPN)			

*电机加减速度时间为0.2S. motor speed is 0.2S.
*如有特殊定制请先与技术人员联系.
If you have special customization, please contact a technician first.

传感器接线图 Specification

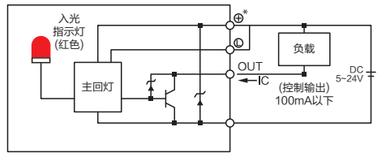

速度与行程 Speed and stroke

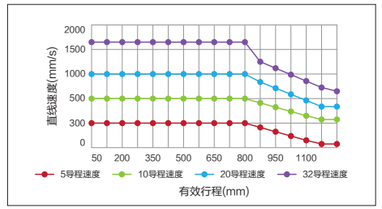

* 行程超过750时，丝杆旋转会产生共振，此时请将速度调低.
When the stroke is more than 750, the rotation of the screw will cause resonance, and then the speed will be lowered.

安装示意图 Installation diagram

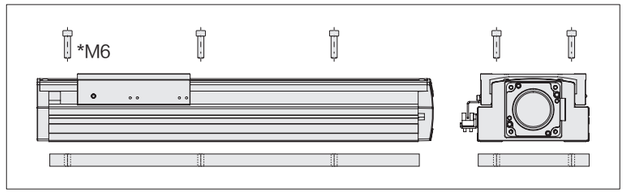

安装方式：安装螺丝从上往下安装

静态力矩表 Static moment

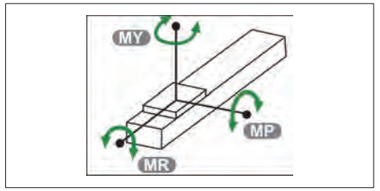

MY	608（N.m）
MP	608（N.m）
MR	1170（N.m）

电机直连外置-BC
Motor Exposed

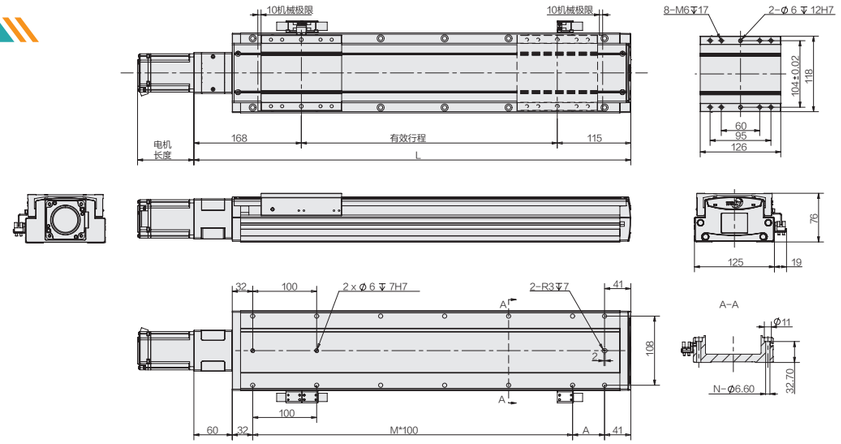

有效行程	50	100	150	200	250	300	350	400	450	500	550	600	650	700	750	800	850	900	950	1000	1050	1100	1150	1200	1250
L	333	383	433	483	533	583	633	683	733	783	833	883	933	983	1033	1083	1133	1183	1233	1283	1333	1383	1433	1483	1533
A	100	50	100	50	100	50	100	50	100	50	100	50	100	50	100	50	100	50	100	50	100	50	100	50	100
M	1	2	2	3	3	4	4	5	5	6	6	7	7	8	8	9	9	10	10	11	11	12	12	13	13
N	6	8	8	10	10	12	12	14	14	16	16	18	18	20	20	22	22	24	24	26	26	28	28	30	30
KG	6.29	6.77	7.25	7.73	8.21	8.69	9.17	9.65	10.13	10.61	11.09	11.57	12.05	12.53	13.01	13.49	13.97	14.45	14.93	15.41	15.89	16.37	16.85	17.33	17.81

注：以上不含电机重量. Note: Not including motor weight.

电机左折-BL
Motor Left Side

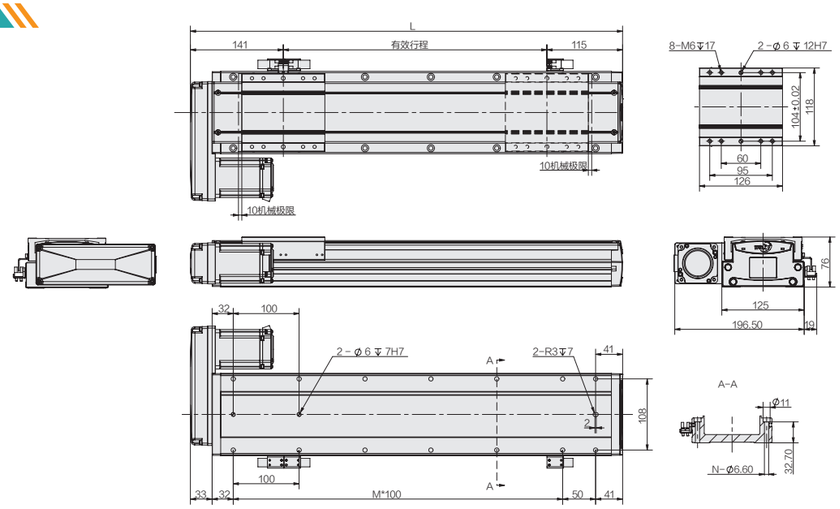

有效行程	50	100	150	200	250	300	350	400	450	500	550	600	650	700	750	800	850	900	950	1000	1050	1100	1150	1200	1250
L	306	356	406	456	506	556	606	656	706	756	806	856	906	956	1006	1056	1106	1156	1206	1256	1306	1356	1406	1456	1506
A	100	50	100	50	100	50	100	50	100	50	100	50	100	50	100	50	100	50	100	50	100	50	100	50	100
M	1	2	2	3	3	4	4	5	5	6	6	7	7	8	8	9	9	10	10	11	11	12	12	13	13
N	6	8	8	10	10	12	12	14	14	16	16	18	18	20	20	22	22	24	24	26	26	28	28	30	30
KG	6.4	6.88	7.36	7.84	8.32	8.8	9.28	9.76	10.24	10.72	11.2	11.68	12.16	12.64	13.12	13.6	14.08	14.56	15.04	15.52	16	16.48	16.96	17.44	17.92

注：以上不含电机重量. Note: Not including motor weight.

电机右折-BR
Motor Right Side

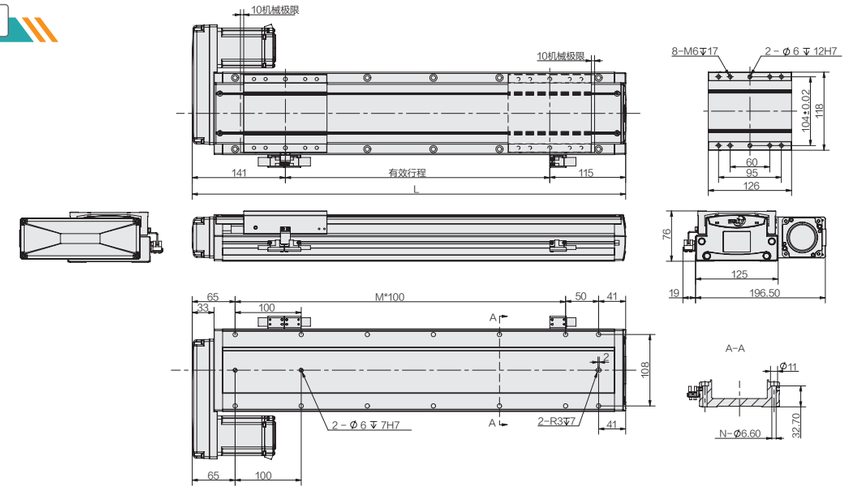

有效行程	50	100	150	200	250	300	350	400	450	500	550	600	650	700	750	800	850	900	950	1000	1050	1100	1150	1200	1250
L	306	356	406	456	506	556	606	656	706	756	806	856	906	956	1006	1056	1106	1156	1206	1256	1306	1356	1406	1456	1506
A	100	50	100	50	100	50	100	50	100	50	100	50	100	50	100	50	100	50	100	50	100	50	100	50	100
M	1	2	2	3	3	4	4	5	5	6	6	7	7	8	8	9	9	10	10	11	11	12	12	13	13
N	6	8	8	10	10	12	12	14	14	16	16	18	18	20	20	22	22	24	24	26	26	28	28	30	30
KG	6.4	6.88	7.36	7.84	8.32	8.8	9.28	9.76	10.24	10.72	11.2	11.68	12.16	12.64	13.12	13.6	14.08	14.56	15.04	15.52	16	16.48	16.96	17.44	17.92

注：以上不含电机重量. Note: Not including motor weight.

电机下折-BD
Motor Bottom Side

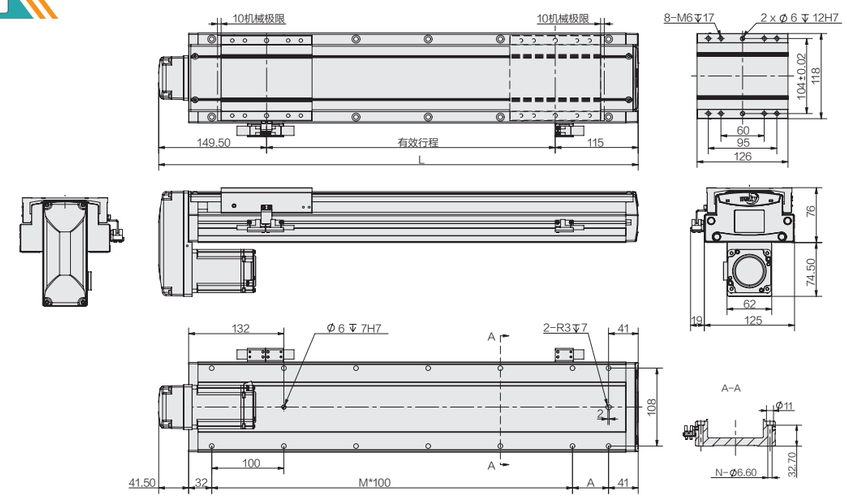

有效行程	50	100	150	200	250	300	350	400	450	500	550	600	650	700	750	800	850	900	950	1000	1050	1100	1150	1200	1250
L	314.5	364.5	414.5	464.5	514.5	564.5	614.5	664.5	714.5	764.5	814.5	864.5	914.5	964.5	1014.5	1064.5	1114.5	1164.5	1214.5	1264.5	1314.5	1364.5	1414.5	1464.5	1514.5
A	100	50	100	50	100	50	100	50	100	50	100	50	100	50	100	50	100	50	100	50	100	50	100	50	100
M	1	2	2	3	3	4	4	5	5	6	6	7	7	8	8	9	9	10	10	11	11	12	12	13	13
N	6	8	8	10	10	12	12	14	14	16	16	18	18	20	20	22	22	24	24	26	26	28	28	30	30
KG	6.4	6.88	7.36	7.84	8.32	8.8	9.28	9.76	10.24	10.72	11.2	11.68	12.16	12.64	13.12	13.6	14.08	14.56	15.04	15.52	16	16.48	16.96	17.44	17.92

注：以上不含电机重量. Note: Not including motor weight.

优先选择等级：★★★

经济型 **中负载**

本体宽度：155mm
最大负载：120kg
最大行程：1800mm

- 设计及安装方便
- 体积小重量轻
- 高精度、运行平稳
- 配件齐全
- 外置注油口，维护方便
- 最简化设计
- 产品外观默认白色，需要黑色请备注

电机安装方式 How the motor is installed

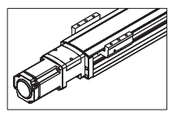

■ 电机直连外置-BC
Motor Exposed

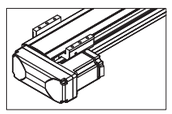

■ 电机左折-BL
Motor Left Side

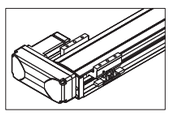

■ 电机右折-BR
Motor Right Side

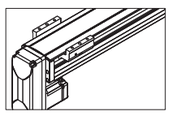

■ 电机下折-BD
Motor Bottom Side

型号表示方式 Guide for Model Selection

SK15-L10-C-S100-BC-P40B-D3_-001

产品型号 Product model

特殊定制 Non-standard, d.c.,

丝杆导程(螺距) Ball Screw Lead

滚珠丝杆Ø20	L5	5mm
	L10	10mm
	L20	20mm
	L40	40mm
滚珠丝杆Ø25	L2505	5mm
	L2510	10mm
	L2525	25mm

*导程：电机旋转一圈，滑台移动的直线距离。

精度等级 Accuracy class

C	普通级C7 Common precision
P	研磨级C5 High precision

行程mm Stroke(mm)

50~1800

电机方式 Motor way

BC	直连外置
BL	左折
BR	右折
BD	下折

电机品牌 Motor Type

L	雷赛
H	汇川
P	松下
M	三菱
T	台达
Y	安川
57	57步进电机
其他品牌电机	

电机功率 Motor power

40	400W
75	750W

刹车 Brakes

无	无刹车
B	带刹车

感应开关数量 Sensor quantity

D3	3PCS
D2	2PCS
D1	1PCS
E	无光电开关

感应器类型 Sensor type

无	NPN
P	PNP

基本参数 The basic parameters

电机功率(W) Motor power(w)	400W/750W			
电机转速 Motor Speed(rpm/min)	*3000			
丝杆外径 Screw diameter(mm)	*Ø20 (Ø25)			Ø20
滚珠丝杆导程-螺距 Belt Lead(mm)	5	10	20	40
最高速度 Maximum Payload(mm/s)	250	500	1000	2000
水平负载 Horizontal load	120	110/120	75/83	22/43
垂直负载 Vertical load	40/65	30/60	20/33	7/12
额定推力 Rated thrust(n)	1388/2553	694/1281	347/640	174/320
行程范围 Range of travel(mm)	50-1800MM/50行程递增			
重复位置精度 Repeatability(mm)	C7(C)		±0.01	
	C5(P)		±0.005	
联轴器 coupling	12x14(配400W)/12x19(配750W)			
感应器 sensor	EE-SX674(NPN)			

*电机加减速度时间为0.2S. motor speed is 0.2S.
*标配丝杆Ø20，也可定制Ø25.
*如有特殊定制请先与技术人员联系.
If you have special customization, please contact a technician first.

传感器接线图 Specification

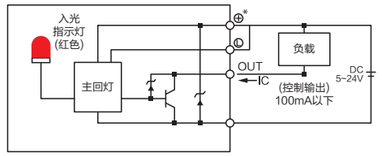

速度与行程 Speed and stroke

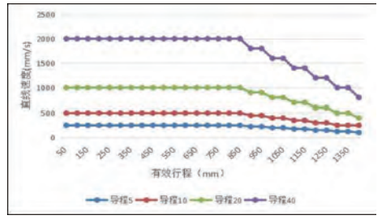

* 行程超过850时，丝杆旋转会产生共振，此时请将速度调低.
When the stroke is more than 850, the rotation of the screw will cause resonance, and then the speed will be lowered.

安装示意图 Installation diagram

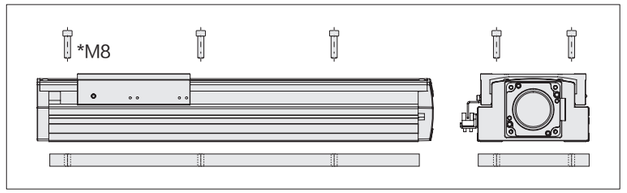

安装方式：安装螺丝从上往下安装

静态力矩表 Static moment

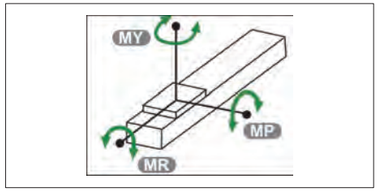

MY	920（N.m）
MP	920（N.m）
MR	1465（N.m）

电机直连外置-BC
Motor Exposed

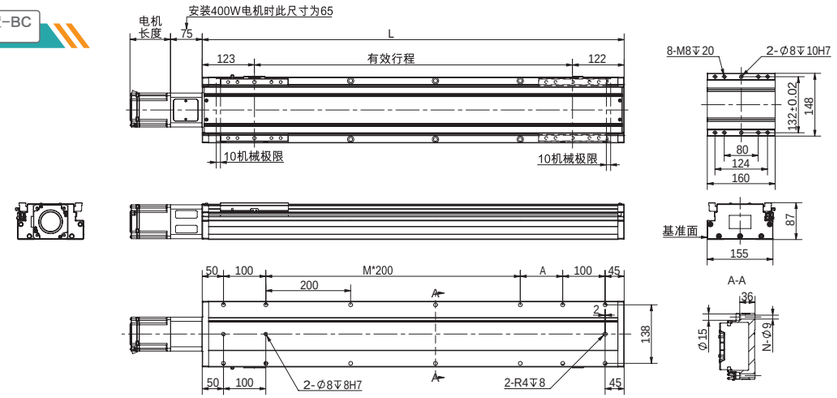

有效行程	50	100	150	200	250	300	350	400	450	500	550	600	650	700	750	800	850	900
L	295	345	395	445	495	545	595	645	695	745	795	845	895	945	995	1045	1095	1145
A	0	50	100	150	200	50	100	150	200	50	100	150	200	50	100	150	200	50
M	0	0	0	0	0	1	1	1	1	2	2	2	2	3	3	3	3	4
N	6	8	8	8	8	10	10	10	10	12	12	12	12	14	14	14	14	16
KG	8.5	9.24	9.98	10.72	11.46	12.2	12.94	13.68	14.42	15.16	15.9	16.64	17.38	18.12	18.86	19.6	20.34	21.08
有效行程	950	1000	1050	1100	1150	1200	1250	1300	1350	1400	1450	1500	1550	1600	1650	1700	1750	1800
L	1195	1245	1295	1345	1395	1445	1495	1545	1595	1645	1695	1745	1795	1845	1895	1945	1995	2045
A	100	150	200	50	100	150	200	50	100	150	200	50	100	150	200	50	100	150
M	4	4	4	5	5	5	5	6	6	6	6	7	7	7	7	8	8	8
N	16	16	16	18	18	18	18	20	20	20	20	22	22	22	22	24	24	24
KG	21.82	22.56	23.3	24.04	24.78	25.52	26.26	27	27.74	28.48	29.22	29.96	30.7	31.44	32.18	32.92	33.66	34.48

注：以上不含电机重量. Note: Not including motor weight.

电机左折-BL
Motor Left Side

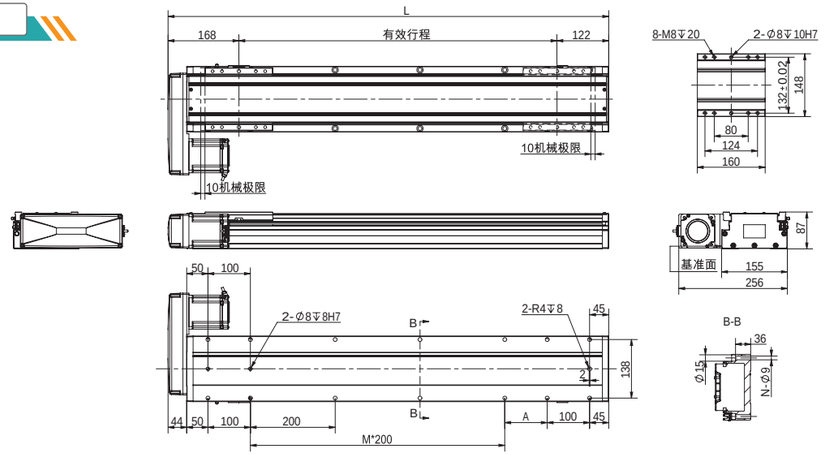

有效行程	50	100	150	200	250	300	350	400	450	500	550	600	650	700	750	800	850	900
L	340	390	440	490	540	590	640	690	740	790	840	890	940	990	1040	1090	1140	1190
A	0	50	100	150	200	50	100	150	200	50	100	150	200	50	100	150	200	50
M	0	0	0	0	0	1	1	1	1	2	2	2	2	3	3	3	3	4
N	6	8	8	8	8	10	10	10	10	12	12	12	12	14	14	14	14	16
KG	9.18	9.92	10.66	11.4	12.14	12.88	13.62	14.36	15.1	15.84	16.58	17.32	18.06	18.8	19.54	20.28	21.02	21.76
有效行程	950	1000	1050	1100	1150	1200	1250	1300	1350	1400	1450	1500	1550	1600	1650	1700	1750	1800
L	1240	1290	1340	1390	1440	1490	1540	1590	1640	1690	1740	1790	1840	1890	1940	1990	2040	2090
A	100	150	200	50	100	150	200	50	100	150	200	50	100	150	200	50	100	150
M	4	4	4	5	5	5	5	6	6	6	6	7	7	7	7	8	8	8
N	16	16	16	18	18	18	18	20	20	20	20	22	22	22	22	24	24	24
KG	22.5	23.24	23.98	24.72	25.46	26.2	26.94	27.68	28.42	29.16	29.9	30.64	31.38	32.12	32.86	33.6	34.34	35.14

注：以上不含电机重量. Note: Not including motor weight.

电机右折-BR
Motor Right Side

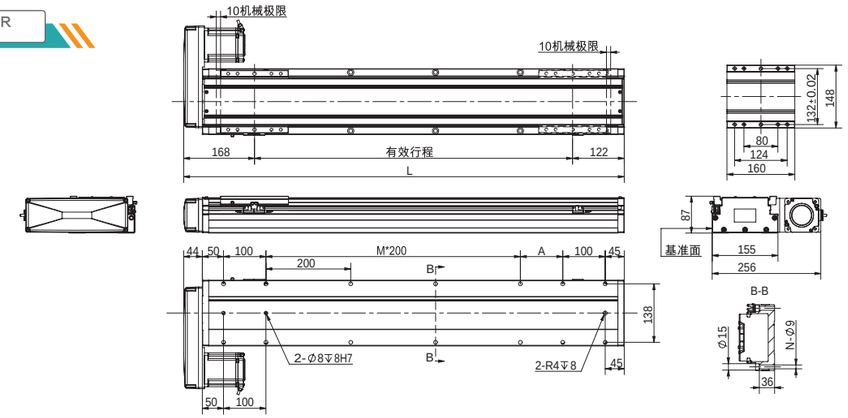

有效行程	50	100	150	200	250	300	350	400	450	500	550	600	650	700	750	800	850	900
L	340	390	440	490	540	590	640	690	740	790	840	890	940	990	1040	1090	1140	1190
A	0	50	100	150	200	50	100	150	200	50	100	150	200	50	100	150	200	50
M	0	0	0	0	0	1	1	1	1	2	2	2	2	3	3	3	3	4
N	6	8	8	8	8	10	10	10	10	12	12	12	12	14	14	14	14	16
KG	9.18	9.92	10.66	11.4	12.14	12.88	13.62	14.36	15.1	15.84	16.58	17.32	18.06	18.8	19.54	20.28	21.02	21.76
有效行程	950	1000	1050	1100	1150	1200	1250	1300	1350	1400	1450	1500	1550	1600	1650	1700	1750	1800
L	1240	1290	1340	1390	1440	1490	1540	1590	1640	1690	1740	1790	1840	1890	1940	1990	2040	2090
A	100	150	200	50	100	150	200	50	100	150	200	50	100	150	200	50	100	150
M	4	4	4	5	5	5	5	6	6	6	6	7	7	7	7	8	8	8
N	16	16	16	18	18	18	18	20	20	20	20	22	22	22	22	24	24	24
KG	22.5	23.24	23.98	24.72	25.46	26.2	26.94	27.68	28.42	29.16	29.9	30.64	31.38	32.12	32.86	33.6	34.34	35.14

注：以上不含电机重量. Note: Not including motor weight.

电机下折-BD
Motor Bottom Side

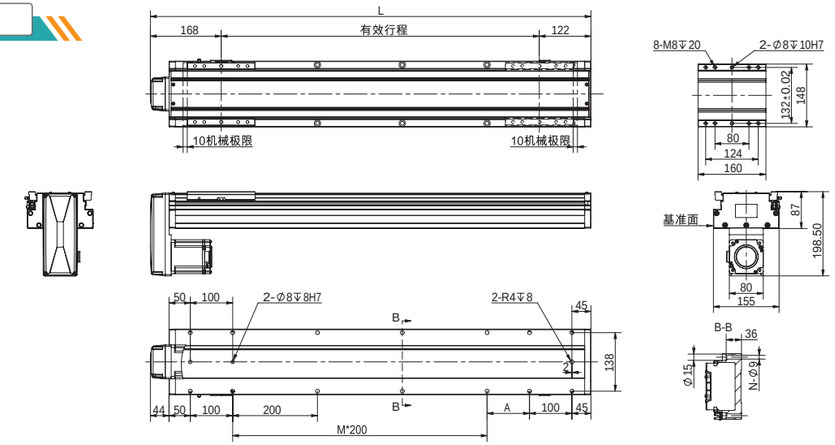

有效行程	50	100	150	200	250	300	350	400	450	500	550	600	650	700	750	800	850	900
L	340	390	440	490	540	590	640	690	740	790	840	890	940	990	1040	1090	1140	1190
A	0	50	100	150	200	50	100	150	200	50	100	150	200	50	100	150	200	50
M	0	0	0	0	0	1	1	1	1	2	2	2	2	3	3	3	3	4
N	6	8	8	8	8	10	10	10	10	12	12	12	12	14	14	14	14	16
KG	9.18	9.92	10.66	11.4	12.14	12.88	13.62	14.36	15.1	15.84	16.58	17.32	18.06	18.8	19.54	20.28	21.02	21.76
有效行程	950	1000	1050	1100	1150	1200	1250	1300	1350	1400	1450	1500	1550	1600	1650	1700	1750	1800
L	1240	1290	1340	1390	1440	1490	1540	1590	1640	1690	1740	1790	1840	1890	1940	1990	2040	2090
A	100	150	200	50	100	150	200	50	100	150	200	50	100	150	200	50	100	150
M	4	4	4	5	5	5	5	6	6	6	6	7	7	7	7	8	8	8
N	16	16	16	18	18	18	18	20	20	20	20	22	22	22	22	24	24	24
KG	22.5	23.24	23.98	24.72	25.46	26.2	26.94	27.68	28.42	29.16	29.9	30.64	31.38	32.12	32.86	33.6	34.34	35.14

注：以上不含电机重量. Note: Not including motor weight.

优先选择等级：★★★

经济型 **中负载**

本体宽度：65mm
最大负载：30kg
最大行程：325mm

- 设计及安装方式便
- 体积小重量轻
- 高精度、运行平稳
- 配件齐全
- 外置注油口，维护方便
- 最简化设计
- 产品外观默认白色，需要黑色请备注

电机安装方式 How the motor is installed

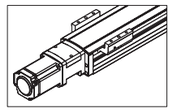

■ 电机直连外置-BC
Motor Exposed

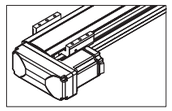

■ 电机左折-BL
Motor Left Side

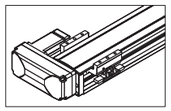

■ 电机右折-BR
Motor Right Side

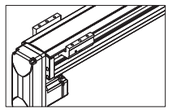

■ 电机下折-BD
Motor Bottom Side

型号表示方式 Guide for Model Selection

SK6LR-L4-C-S100-BC-P10B-D3_-001

特殊定制
Non-standard, d.c.,

本体颜色 Body color

S	白色(默认)
H	黑色

丝杆导程(螺距) Ball Screw Lead

L4	4mm

*导程：电机旋转一圈，滑台移动的直线距离。

精度等级 Accuracy class

C	普通级C7 Common precision

行程mm Stroke(mm)

25~325

电机方式 Motor way

BC	直连外置
BL	左折
BR	右折
BD	下折

电机品牌 Motor Type

L	雷赛
H	汇川
P	松下
M	三菱
T	台达
Y	安川
57	57步进电机
其他品牌电机	

电机功率 Motor power

10	100W

刹车 Brakes

无	无刹车
B	带刹车

感应开关数量 Sensor quantity

D3	3PCS
D2	2PCS
D1	1PCS
E	无光电开关

感应器类型 Sensor type

无	NPN
P	PNP

基本参数 The basic parameters

电机功率(W) Motor power(w)	100W	
电机转速 Motor Speed(rpm/min)	3000	
滚珠丝杆导程-螺距 Belt Lead(mm)	4	
最高速度 Maximum Payload(mm/s)	200	
水平负载 Horizontal load	30（双滑座）	
垂直负载 Vertical load	15（双滑座）	
额定推力 Rated thrust(n)	427	
行程范围 Range of travel(mm)	25-325mm/25行程递增	
丝杆外径 Screw diameter(mm)	Ø12	
重复位置精度 Repeatability(mm)	C7(C)	±0.01
联轴器 coupling	7x8	
感应器 sensor	EE-SX674(NPN)	

*电机加减速度时间为0.2S，反向同动只能对应导程5
The motor acceleration and deceleration time is 0.2S, and the reverse comotion can only correspond to lead 5
*如有特殊定制请先与技术人员联系.
If you have special customization, please contact a technician first.

传感器接线图 Specification

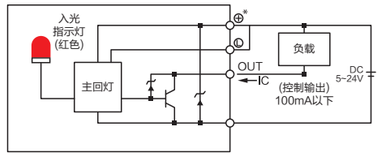

安装示意图 Installation diagram

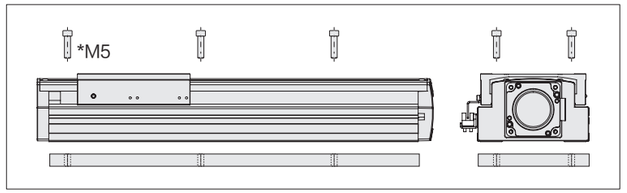

安装方式：安装螺丝从上往下安装

静态力矩表 Static moment

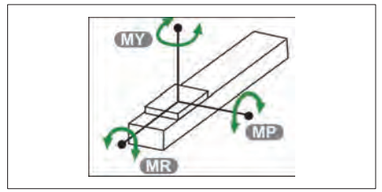

MY	80（N.m）
MP	80（N.m）
MR	144（N.m）

电机直连外置-BC
Motor Exposed

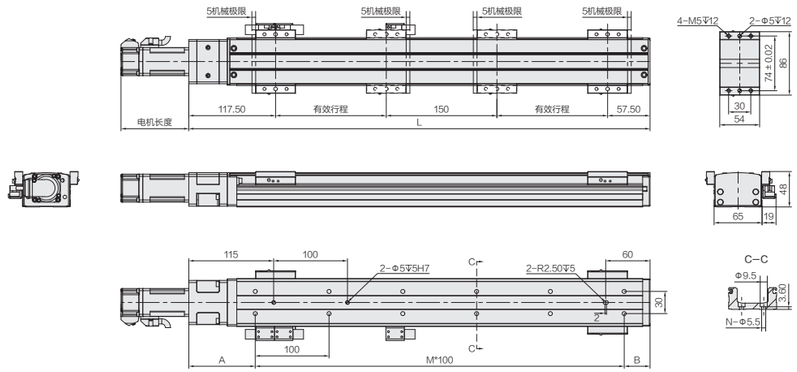

有效行程	25	50	75	100	125	150	175	200	225	250	275	300	325
L	375	425	475	525	575	625	675	725	775	825	875	925	975
A	115	90	115	90	115	90	115	90	115	90	115	90	115
B	60	35	60	35	60	35	60	35	60	35	60	35	60
M	2	3	3	4	4	5	5	6	6	7	7	8	8
N	6	8	8	10	10	12	12	14	14	16	16	18	18
KG	2.81	2.98	3.15	3.32	3.49	3.66	3.83	4	4.17	4.34	4.51	4.68	4.85

注：以上不含电机重量. Note: Not including motor weight.

电机左折-BL
Motor Left Side

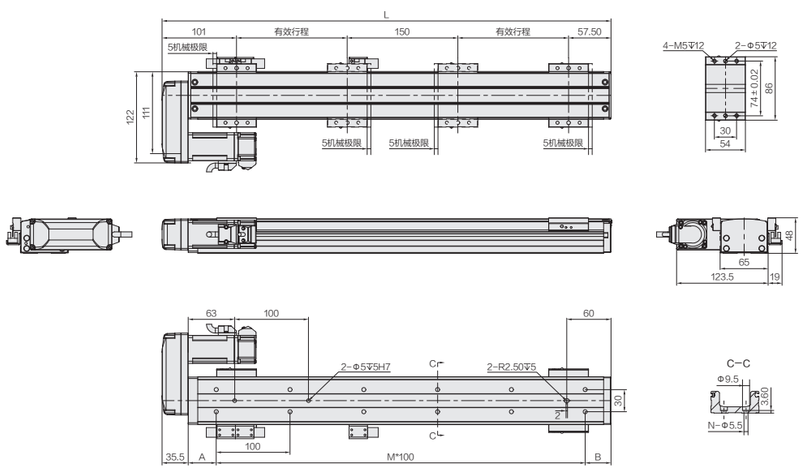

有效行程	25	50	75	100	125	150	175	200	225	250	275	300	325
L	358.5	408.5	458.5	508.5	558.5	608.5	658.5	708.5	758.5	808.5	858.5	908.5	958.5
A	63	38	63	38	63	38	63	38	63	38	63	38	63
B	60	35	60	35	60	35	60	35	60	35	60	35	60
M	2	3	3	4	4	5	5	6	6	7	7	8	8
N	6	8	8	10	10	12	12	14	14	16	16	18	18
KG	3.03	3.2	3.37	3.54	3.71	3.88	4.05	4.22	4.39	4.56	4.73	4.9	5.07

注：以上不含电机重量. Note: Not including motor weight.

电机右折-BR
Motor Right Side

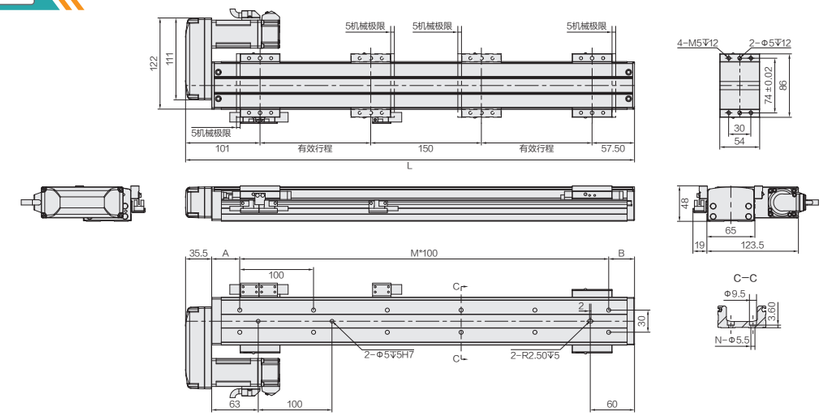

有效行程	25	50	75	100	125	150	175	200	225	250	275	300	325
L	358.5	408.5	458.5	508.5	558.5	608.5	658.5	708.5	758.5	808.5	858.5	908.5	958.5
A	63	38	63	38	63	38	63	38	63	38	63	38	63
B	60	35	60	35	60	35	60	35	60	35	60	35	60
M	2	3	3	4	4	5	5	6	6	7	7	8	8
N	6	8	8	10	10	12	12	14	14	16	16	18	18
KG	3.03	3.2	3.37	3.54	3.71	3.88	4.05	4.22	4.39	4.56	4.73	4.9	5.07

注：以上不含电机重量. Note: Not including motor weight.

电机下折-BD
Motor Bottom Side

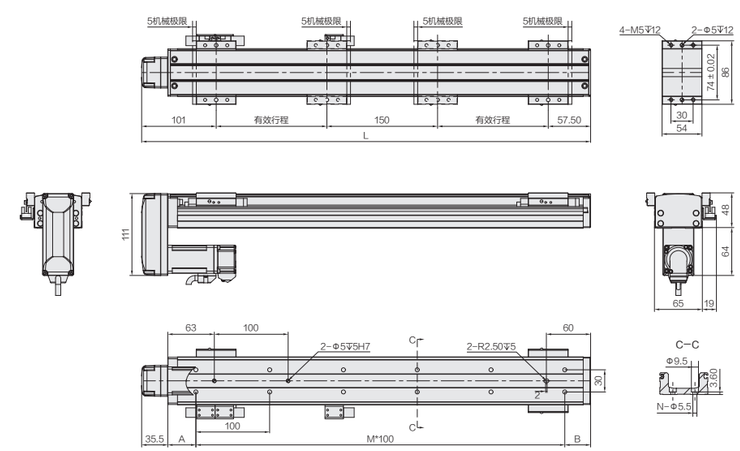

有效行程	25	50	75	100	125	150	175	200	225	250	275	300	325
L	358.5	408.5	458.5	508.5	558.5	608.5	658.5	708.5	758.5	808.5	858.5	908.5	958.5
A	63	38	63	38	63	38	63	38	63	38	63	38	63
B	60	35	60	35	60	35	60	35	60	35	60	35	60
M	2	3	3	4	4	5	5	6	6	7	7	8	8
N	6	8	8	10	10	12	12	14	14	16	16	18	18
KG	3.03	3.2	3.37	3.54	3.71	3.88	4.05	4.22	4.39	4.56	4.73	4.9	5.07

注：以上不含电机重量. Note: Not including motor weight.

优先选择等级：★★★

经济型 **中负载**

本体宽度：86mm
最大负载：50kg
最大行程：450mm

- 设计及安装方式便
- 体积小重量轻
- 高精度、运行平稳
- 配件齐全
- 外置注油口，维护方便
- 最简化设计
- 产品外观默认白色，需要黑色请备注

电机安装方式 How the motor is installed

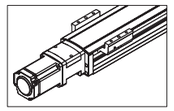

■ 电机直连外置-BC
Motor Exposed

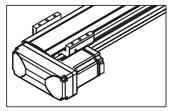

■ 电机左折-BL
Motor Left Side

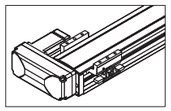

■ 电机右折-BR
Motor Right Side

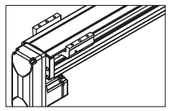

■ 电机下折-BD
Motor Bottom Side

型号表示方式 Guide for Model Selection

SK8LR-L5-C-S100-BC-P20B-D3_-001

特殊定制
Non-standard, d.c.,

本体颜色 Body color

S	白色(默认)
H	黑色

丝杆导程(螺距) Ball Screw Lead

L5	5mm

*导程：电机旋转一圈，滑台移动的直线距离.

精度等级 Accuracy class

C	普通级C7 Common precision

行程mm Stroke(mm)

25-450

电机方式 Motor way

BC	直连外置
BL	左折
BR	右折
BD	下折

电机品牌 Motor Type

L	雷赛
H	汇川
P	松下
M	三菱
T	台达
Y	安川
57	57步进电机
其他品牌电机	

电机功率 Motor power

20	200W
40	400W

刹车 Brakes

无	无刹车
B	带刹车

感应开关数量 Sensor quantity

D3	3PCS
D2	2PCS
D1	1PCS
E	无光电开关

感应器类型 Sensor type

无	NPN
P	PNP

基本参数 The basic parameters

电机功率(W) Motor power(w)	200W（400W）
电机转速 Motor Speed(rpm/min)	3000
滚珠丝杆导程-螺距 Belt Lead(mm)	5
最高速度 Maximum Payload(mm/s)	250
水平负载 Horizontal load	50（双滑座）
垂直负载 Vertical load	25（双滑座）
额定推力 Rated thrust(n)	683
行程范围 Range of travel(mm)	25-450mm/25行程递增
丝杆外径 Screw diameter(mm)	Ø16
重复位置精度 Repeatability(mm)	C7(C) ±0.01
联轴器 coupling	10x14
感应器 sensor	EE-SX674(NPN)

*电机加减速度时间为0.2S，反向同动只能对应导程5
The motor acceleration and deceleration time is 0.2S, and the reverse comotion can only correspond to lead 5
*如有特殊定制请先与技术人员联系.
If you have special customization, please contact a technician first.

传感器接线图 Specification

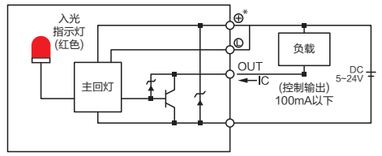

安装示意图 Installation diagram

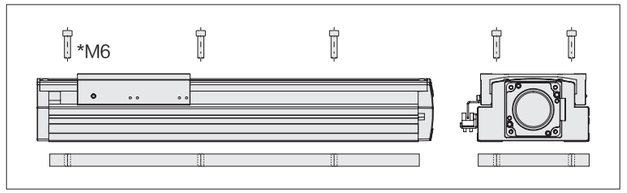

安装方式：安装螺丝从上往下安装

静态力矩表 Static moment

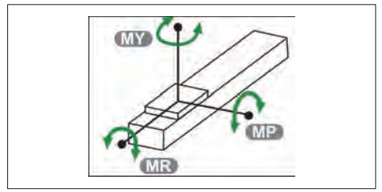

MY	287（N.m）
MP	287（N.m）
MR	626（N.m）

电机直连外置-BC
Motor Exposed

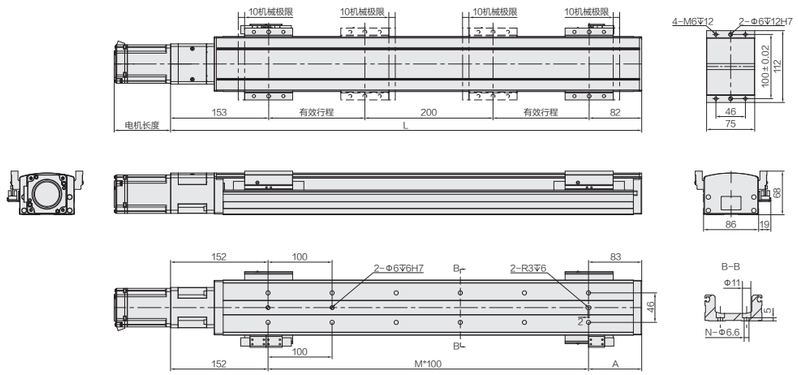

有效行程	25	50	75	100	125	150	175	200	225	250	275	300	325	350	375	400	425
L	485	535	585	635	685	735	785	835	885	935	985	1035	1085	1135	1185	1235	1285
A	33	83	33	83	33	83	33	83	33	83	33	83	33	83	33	83	33
M	3	3	4	4	5	5	6	6	7	7	8	8	9	9	10	10	11
N	8	8	10	10	12	12	14	14	16	16	18	18	20	20	22	22	24
KG	5.5	5.74	6.08	6.42	6.76	7.1	7.44	7.78	8.12	8.46	8.6	9.14	9.48	9.82	10.16	10.5	10.84

注：以上不含电机重量. Note: Not including motor weight.

电机左折-BL
Motor Left Side

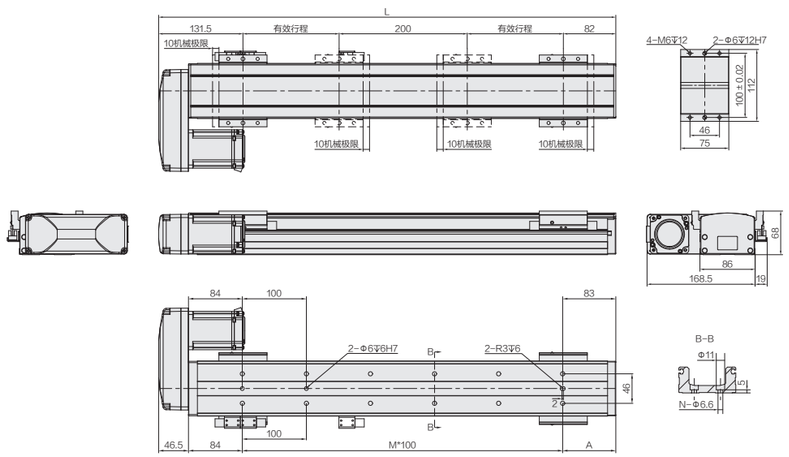

有效行程	25	50	75	100	125	150	175	200	225	250	275	300	325	350	375	400	425
L	463.5	513.5	563.5	613.5	663.5	713.5	763.5	813.5	863.5	913.5	963.5	1013.5	1063.5	1113.5	1163.5	1213.5	1263.5
A	33	83	33	83	33	83	33	83	33	83	33	83	33	83	33	83	33
M	3	3	4	4	5	5	6	6	7	7	8	8	9	9	10	10	11
N	8	8	10	10	12	12	14	14	16	16	18	18	20	20	22	22	24
KG	5.58	5.92	6.26	6.5	6.94	7.28	7.62	7.96	8.3	8.64	8.98	9.32	9.66	10	10.34	10.68	11.02

注：以上不含电机重量. Note: Not including motor weight.

电机右折-BR
Motor Right Side

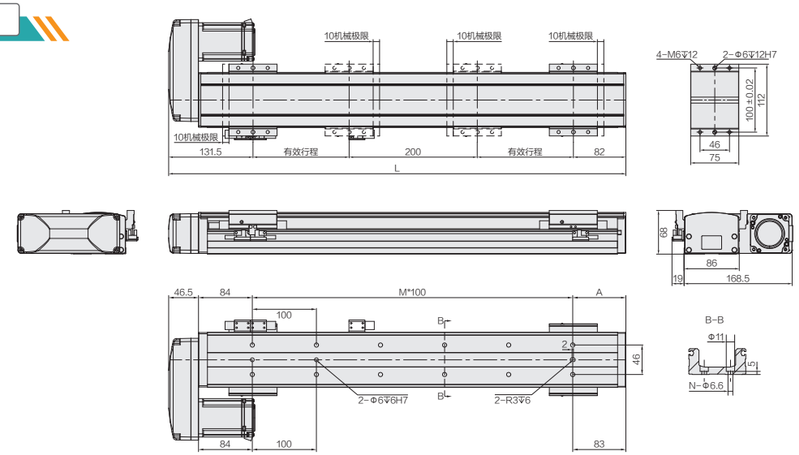

有效行程	25	50	75	100	125	150	175	200	225	250	275	300	325	350	375	400	425
L	463.5	513.5	563.5	613.5	663.5	713.5	763.5	813.5	863.5	913.5	963.5	1013.5	1063.5	1113.5	1163.5	1213.5	1263.5
A	33	83	33	83	33	83	33	83	33	83	33	83	33	83	33	83	33
M	3	3	4	4	5	5	6	6	7	7	8	8	9	9	10	10	11
N	8	8	10	10	12	12	14	14	16	16	18	18	20	20	22	22	24
KG	5.58	5.92	6.26	6.5	6.94	7.28	7.62	7.96	8.3	8.64	8.98	9.32	9.66	10	10.34	10.68	11.02

注：以上不含电机重量. Note: Not including motor weight.

电机下折-BD
Motor Bottom Side

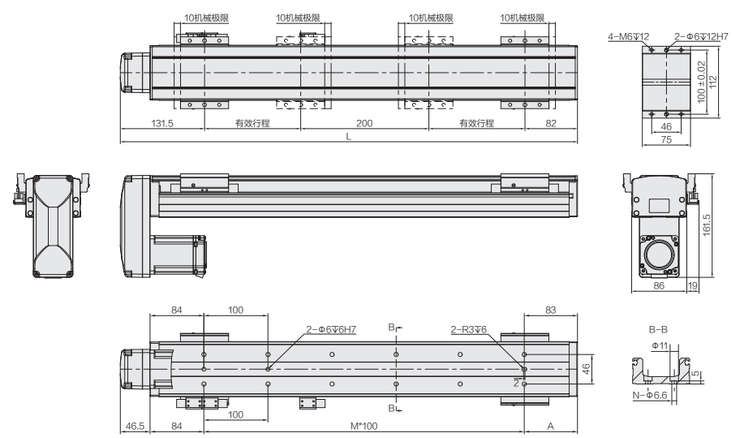

有效行程	25	50	75	100	125	150	175	200	225	250	275	300	325	350	375	400	425
L	463.5	513.5	563.5	613.5	663.5	713.5	763.5	813.5	863.5	913.5	963.5	1013.5	1063.5	1113.5	1163.5	1213.5	1263.5
A	33	83	33	83	33	83	33	83	33	83	33	83	33	83	33	83	33
M	3	3	4	4	5	5	6	6	7	7	8	8	9	9	10	10	11
N	8	8	10	10	12	12	14	14	16	16	18	18	20	20	22	22	24
KG	5.58	5.92	6.26	6.5	6.94	7.28	7.62	7.96	8.3	8.64	8.98	9.32	9.66	10	10.34	10.68	11.02

注：以上不含电机重量. Note: Not including motor weight.



优先选择等级：★★★

经济型 **中负载**

本体宽度：86mm
最大负载：110kg
最大行程：500mm

- 设计及安装方式便
- 体积小重量轻
- 高精度、运行平稳
- 配件齐全
- 外置注油口，维护方便
- 最简化设计
- 产品外观默认白色，需要黑色请备注

电机安装方式 How the motor is installed

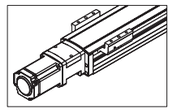

■ 电机直连外置-BC
Motor Exposed

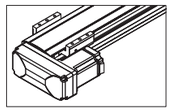

■ 电机左折-BL
Motor Left Side

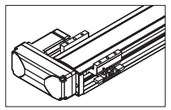

■ 电机右折-BR
Motor Right Side

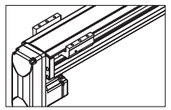

■ 电机下折-BD
Motor Bottom Side

型号表示方式 Guide for Model Selection

SK12LR-L5-C-S100-BC-P40B-D3_-001

特殊定制
Non-standard, d.c.,

本体颜色 Body color

S	白色(默认)
H	黑色

丝杆导程(螺距) Ball Screw Lead

L5	5mm

*导程：电机旋转一圈，滑台移动的直线距离.

精度等级 Accuracy class

C	普通级C7 Common precision

行程mm Stroke(mm)

25~500

电机方式 Motor way

BC	直连外置
BL	左折
BR	右折
BD	下折

电机品牌 Motor Type

L	雷赛
H	汇川
P	松下
M	三菱
T	台达
Y	安川
57	57步进电机
其他品牌电机	

电机功率 Motor power

40	400W

刹车 Brakes

无	无刹车
B	带刹车

感应开关数量 Sensor quantity

D3	3PCS
D2	2PCS
D1	1PCS
E	无光电开关

感应器类型 Sensor type

无	NPN
P	PNP

基本参数 The basic parameters

电机功率(W) Motor power(w)	400W	
电机转速 Motor Speed(rpm/min)	3000	
滚珠丝杆导程-螺距 Belt Lead(mm)	5	
最高速度 Maximum Payload(mm/s)	250	
水平负载 Horizontal load	110（双滑座）	
垂直负载 Vertical load	55（双滑座）	
额定推力 Rated thrust(n)	1388	
行程范围 Range of travel(mm)	25-500mm/25行程递增	
丝杆外径 Screw diameter(mm)	Ø16	
重复位置精度 Repeatability(mm)	C7(C)	±0.01
联轴器 coupling	10x14	
感应器 sensor	EE-SX674(NPN)	

*电机加减速度时间为0.2S，反向同动只能对应导程5
The motor acceleration and deceleration time is 0.2S, and the reverse comotion can only correspond to lead 5
*如有特殊定制请先与技术人员联系.
If you have special customization, please contact a technician first.

传感器接线图 Specification

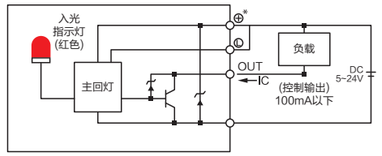

安装示意图 Installation diagram

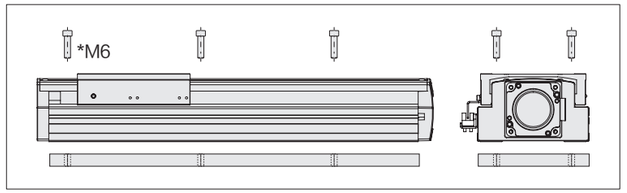

安装方式：安装螺丝从上往下安装

静态力矩表 Static moment

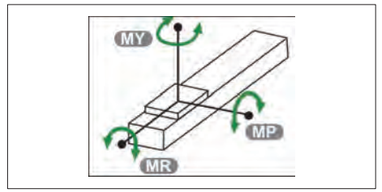

MY	608（N.m）
MP	608（N.m）
MR	1170（N.m）

电机直连外置-BC
Motor Exposed

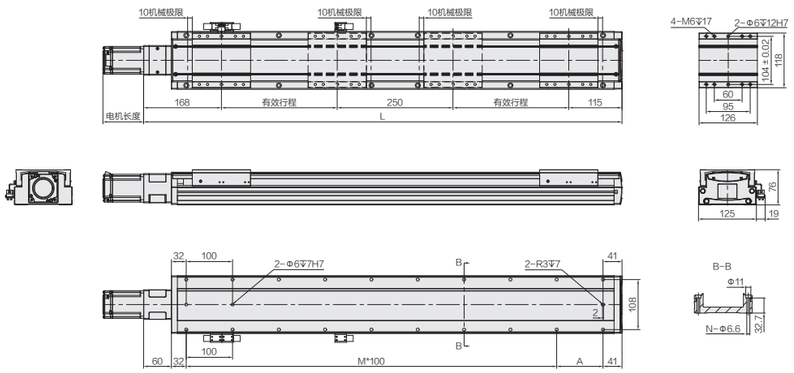

有效行程	25	50	75	100	125	150	175	200	225	250	275	300	325	350	375	400	425	450	475	500
L	583	633	683	733	783	833	883	933	983	1033	1083	1133	1183	1233	1283	1333	1383	1433	1483	1533
A	50	100	50	100	50	100	50	100	50	100	50	100	50	100	50	100	50	100	50	100
M	4	4	5	5	6	6	7	7	8	8	9	9	10	10	11	11	12	12	13	13
N	12	12	14	14	16	16	18	18	20	20	22	22	24	24	26	26	28	28	30	30
KG	10.59	11.09	11.55	12.03	12.51	12.99	13.47	13.95	14.43	14.91	15.39	15.87	16.35	16.83	17.31	17.79	18.2	18.75	19.23	19.71

注：以上不含电机重量. Note: Not including motor weight.

电机左折-BL
Motor Left Side

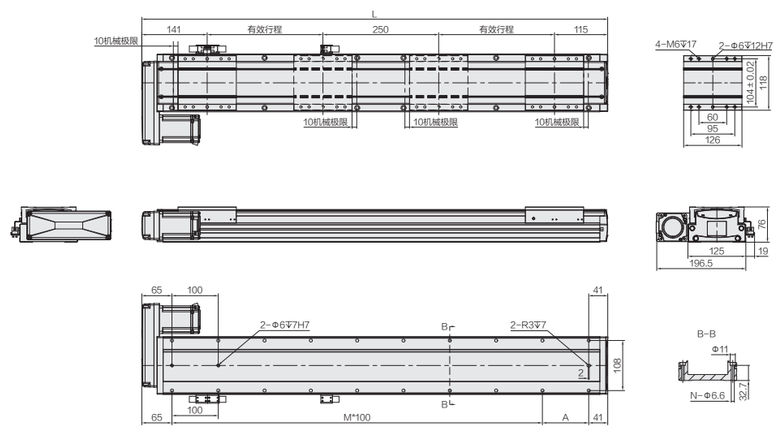

有效行程	25	50	75	100	125	150	175	200	225	250	275	300	325	350	375	400	425	450	475	500
L	556	606	656	706	756	806	856	906	956	1006	1056	1106	1156	1206	1256	1306	1356	1406	1456	1506
A	50	100	50	100	50	100	50	100	50	100	50	100	50	100	50	100	50	100	50	100
M	4	4	5	5	6	6	7	7	8	8	9	9	10	10	11	11	12	12	13	13
N	12	12	14	14	16	16	18	18	20	20	22	22	24	24	26	26	28	28	30	30
KG	10.7	11.18	11.66	12.14	12.62	13.1	13.58	14.06	14.54	15.02	15.5	15.98	16.46	16.94	17.42	17.9	18.38	18.86	19.34	19.82

注：以上不含电机重量. Note: Not including motor weight.

电机右折-BR
Motor Right Side

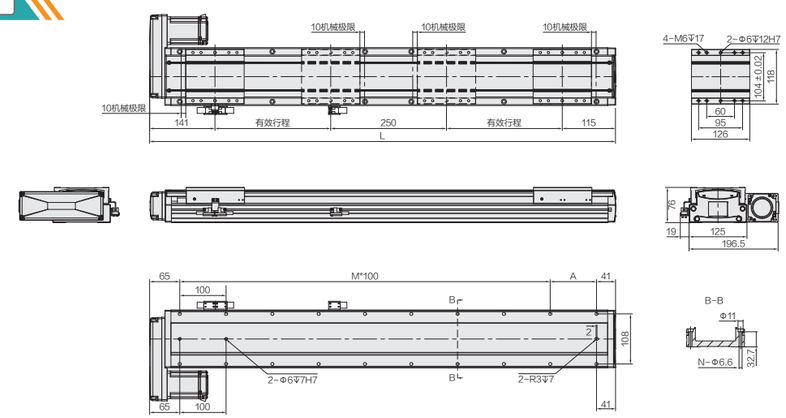

有效行程	25	50	75	100	125	150	175	200	225	250	275	300	325	350	375	400	425	450	475	500
L	556	606	656	706	756	806	856	906	956	1006	1056	1106	1156	1206	1256	1306	1356	1406	1456	1506
A	50	100	50	100	50	100	50	100	50	100	50	100	50	100	50	100	50	100	50	100
M	4	4	5	5	6	6	7	7	8	8	9	9	10	10	11	11	12	12	13	13
N	12	12	14	14	16	16	18	18	20	20	22	22	24	24	26	26	28	28	30	30
KG	10.7	11.18	11.66	12.14	12.62	13.1	13.58	14.06	14.54	15.02	15.5	15.98	16.46	16.94	17.42	17.9	18.38	18.86	19.34	19.82

注：以上不含电机重量. Note: Not including motor weight.

电机下折-BD
Motor Bottom Side

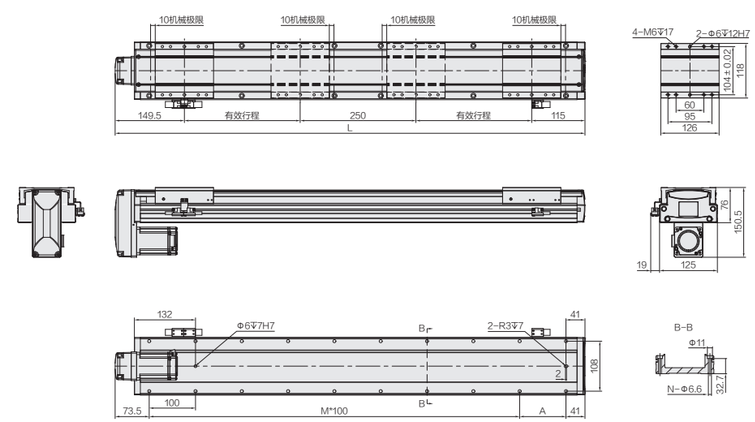

有效行程	25	50	75	100	125	150	175	200	225	250	275	300	325	350	375	400	425	450	475	500
L	564.5	614.5	664.5	714.5	764.5	814.5	864.5	914.5	964.5	1014.5	1064.5	1114.5	1164.5	1214.5	1264.5	1314.5	1364.5	1414.5	1464.5	1514.5
A	50	100	50	100	50	100	50	100	50	100	50	100	50	100	50	100	50	100	50	100
M	4	4	5	5	6	6	7	7	8	8	9	9	10	10	11	11	12	12	13	13
N	12	12	14	14	16	16	18	18	20	20	22	22	24	24	26	26	28	28	30	30
KG	10.7	11.18	11.66	12.14	12.62	13.1	13.58	14.06	14.54	15.02	15.5	15.98	16.46	16.94	17.42	17.9	18.38	18.86	19.34	19.82

注：以上不含电机重量. Note: Not including motor weight.

不易产生灰尘 Reduce dust

特殊钢带结构设计，可减少灰尘，可用于洁净室内环境。

Special steel belt construction design to reduce dust and can be used in clean rooms Environment.

刚性强化 Rigidness improved

使用钢滑座一体成型，高强度、高寿命，改善原始分体滑座刚性差问题。

The use of steel slide integral molding, high strength, high life, improve the original The problem of poor rigidity of the split slide seat.



体积更小 Smaller size

宽度缩小，让设备安装所需空间更小。

The reduced width allows for less space required for device installation.

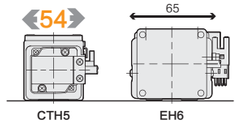

相同条件负重30kg与EH系列比较。

The same condition load of 30kg is compared with the EH series



电机品牌 Motor brand

可搭配各品牌的伺服电机。

Can be matched with various brands of servo motors.

P	松下	M	三菱	T	台达	Y	安川	H	汇川	57	57步进电机

*其他电机品牌及规格，请联系业务人员。

保养简单 Easy to maintain

全系列皆可外部注油，无需拆盖。

The entire range can be oiled externally without the need to remove the lid.

自润滑结构 Self-lubricating construction

自润滑结构设计，可实现轻负载30000km免维护。

Self-lubricating structure design, can achieve light load 30000km maintenance-free

直接向轨道面供给润滑油 Rigid reinforcement

- 自润滑块有毛细作用始终储存和供给润滑油。
- 自润滑块安装在密封端盖与滚动体之间，直接与轨道接触，润滑油供给在轨道上，当滚动体在轨道经过，起到润滑作用。

- Self-lubricating block has capillary effect to always store and supply lubricating oil.
- The self-lubricating block is installed between the sealed end cap and the rolling element, directly In contact with the track, lubricating oil is supplied on the rail when the rolling elements Passes through the track and plays a lubricating role.

等高直线度 Flat straightness

导轨嵌入本体内研磨，行走等高直线度可达±0.02mm

The guide rail is embedded in the body and grinded, and the straightness of walking and other high can reach ±0.02mm

CTH5LR · CTH8LR · CTH12LR系列正反牙模组



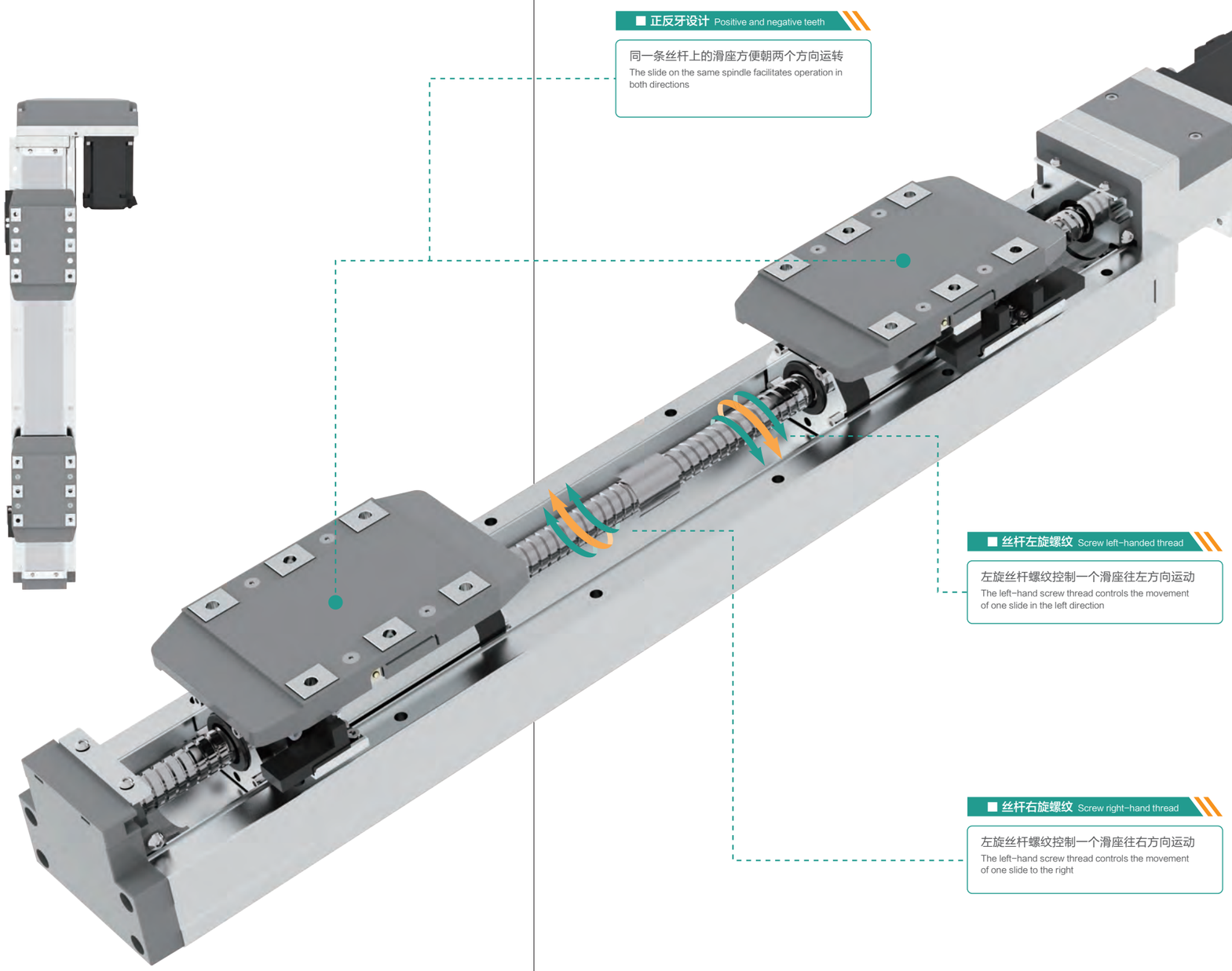

■ 正反牙设计 Positive and negative teeth

同一条丝杆上的滑座方便朝两个方向运转

The slide on the same spindle facilitates operation in both directions

■ 丝杆左旋螺纹 Screw left-handed thread

左旋丝杆螺纹控制一个滑座往左方向运动

The left-hand screw thread controls the movement of one slide in the left direction

■ 丝杆右旋螺纹 Screw right-hand thread

左旋丝杆螺纹控制一个滑座往右方向运动

The left-hand screw thread controls the movement of one slide to the right

优先选择等级：★★★

经济型 **中负载**

本体宽度：54mm
最大负载：30kg
最大行程：800mm

- 外观精致
- 内嵌式导轨、钢滑座刚性好
- 平面度好、精度高
- 运行平稳、噪音小
- 外置注油口，维护方便
- 安装简单方便

电机安装方式 How the motor is installed

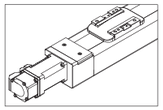

■ 电机直连外置-BC
Motor Exposed

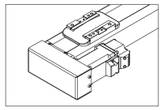

■ 电机左折-BL
Motor Left Side

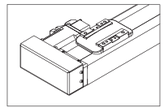

■ 电机右折-BR
Motor Right Side

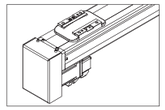

■ 电机下折-BD
Motor Bottom Side

型号表示方式 Guide for Model Selection

CTH5-L10-C-S100-BC-P10B-D3_-001

本体型号 Base Style

特殊定制
Non-standard, d.c.,

丝杆导程(螺距) Ball Screw Lead

L5	5mm
L10	10mm
L20	20mm

*导程：电机旋转一圈，滑台移动的直线距离。

精度等级 Accuracy class

C	普通级C7 Common precision
P	研磨级C5 High precision

行程mm Stroke(mm)

50-800

电机方式 Motor way

BC	直连外置
BL	左折
BR	右折
BD	下折

电机品牌 Motor Type

L	雷赛
H	汇川
P	松下
M	三菱
T	台达
Y	安川
57	57步进电机
其他品牌电机	

电机功率 Motor power

10	100W

刹车 Brakes

无	无刹车
B	带刹车

感应开关数量 Sensor quantity

D3	3PCS
D2	2PCS
D1	1PCS
E	无光电开关

感应器类型 Sensor type

无	NPN
P	PNP

基本参数 The basic parameters

电机功率(W) Motor power(w)	100W		
电机转速 Motor Speed(rpm/min)	3000		
滚珠丝杆导程-螺距 Belt Lead(mm)	5	10	20
最高速度 Maximum Payload(mm/s)	250	500	1000
水平负载 Horizontal load	30	15	10
垂直负载 Vertical load	10	5	2.5
额定推力 Rated thrust(n)	341	170	85
行程范围 Range of travel(mm)	50-800MM/50行程递增		
丝杆外径 Screw diameter(mm)	Ø12		
重复位置精度 Repeatability(mm)	C7(C)	±0.01	
	C5(P)	±0.005	
联轴器 coupling	7x8		
感应器 sensor	EE-SX674(NPN)		

*电机加减速度时间为0.2S. motor speed is 0.2S.
*如有特殊定制请先与技术人员联系.
If you have special customization, please contact a technician first.

传感器接线图 Specification

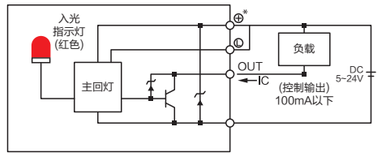

速度与行程 Speed and stroke

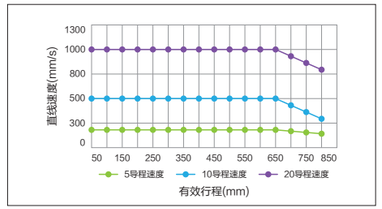

* 行程超过600时，丝杆旋转会产生共振，此时请将速度调低.
When the stroke is more than 600, the rotation of the screw will cause resonance, and then the speed will be lowered.

安装示意图 Installation diagram

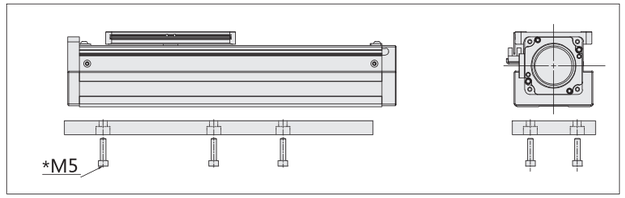

安装方式一：安装螺丝从下往上安装

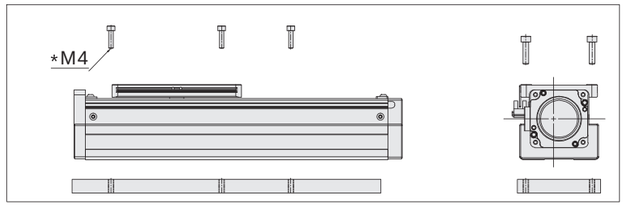

安装方式二：安装螺丝从上往下安装

静态力矩表 Static moment

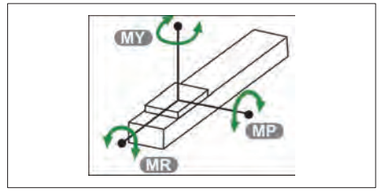

MY	103（N.m）
MP	103（N.m）
MR	144（N.m）

电机直连外置-BC
Motor Exposed

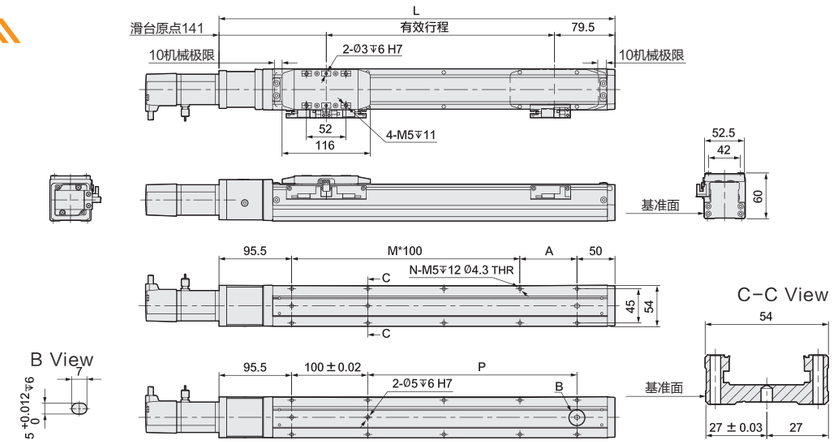

有效行程	50	100	150	200	250	300	350	400	450	500	550	600	650	700	750	800
L	270.5	320.5	370.5	420.5	470.5	520.5	570.5	620.5	670.5	720.5	770.5	820.5	870.5	920.5	970.5	1020.5
A	25	75	25	75	25	75	25	75	25	75	25	75	25	75	25	75
M	1	1	2	2	3	3	4	4	5	5	6	6	7	7	8	8
N	6	6	8	8	10	10	12	12	14	14	16	16	18	18	20	20
P	25	75	125	175	225	275	325	375	425	475	525	575	625	675	725	775
KG	1.65	1.79	1.92	2.11	2.39	2.50	2.52	2.75	2.86	2.95	3.15	3.28	3.44	3.58	3.71	4.09

注：以上不含电机重量. Note: Not including motor weight.

电机左折-BL
Motor Left Side

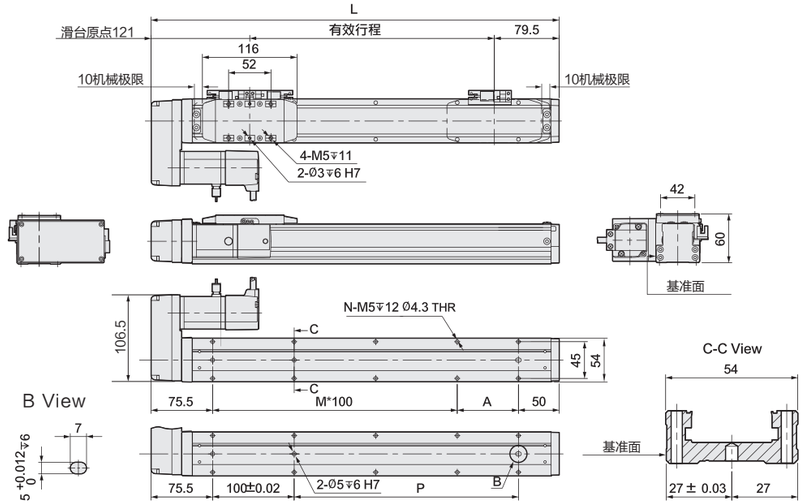

有效行程	50	100	150	200	250	300	350	400	450	500	550	600	650	700	750	800
L	250.5	300.5	350.5	400.5	450.5	500.5	550.5	600.5	650.5	700.5	750.5	800.5	850.5	900.5	950.5	1000.5
A	25	75	25	75	25	75	25	75	25	75	25	75	25	75	25	75
M	1	1	2	2	3	3	4	4	5	5	6	6	7	7	8	8
N	6	6	8	8	10	10	12	12	14	14	16	16	18	18	20	20
P	25	75	125	175	225	275	325	375	425	475	525	575	625	675	725	775
KG	1.68	1.8	2.03	2.14	2.42	2.53	2.58	2.78	2.89	2.98	3.18	3.31	3.47	3.60	3.74	4.12

注：以上不含电机重量. Note: Not including motor weight.

电机右折-BR
Motor Right Side

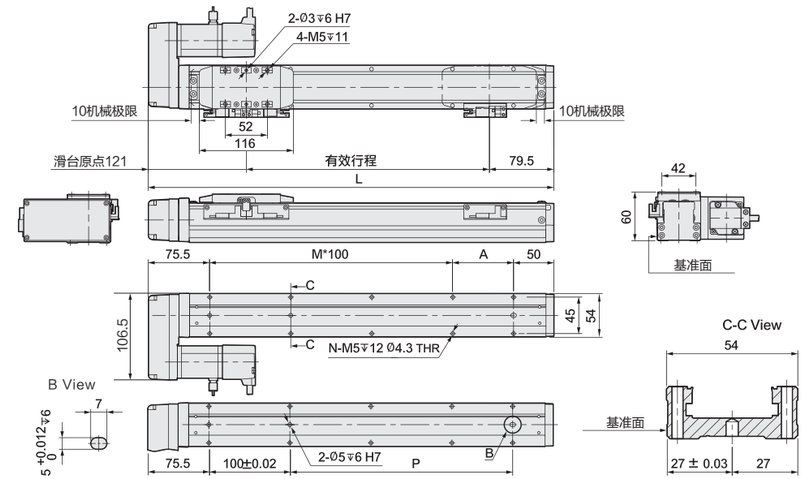

有效行程	50	100	150	200	250	300	350	400	450	500	550	600	650	700	750	800
L	250.5	300.5	350.5	400.5	450.5	500.5	550.5	600.5	650.5	700.5	750.5	800.5	850.5	900.5	950.5	1000.5
A	25	75	25	75	25	75	25	75	25	75	25	75	25	75	25	75
M	1	1	2	2	3	3	4	4	5	5	6	6	7	7	8	8
N	6	6	8	8	10	10	12	12	14	14	16	16	18	18	20	20
P	25	75	125	175	225	275	325	375	425	475	525	575	625	675	725	775
KG	1.68	1.8	2.03	2.14	2.42	2.53	2.58	2.78	2.89	2.98	3.18	3.31	3.47	3.60	3.74	4.12

注：以上不含电机重量. Note: Not including motor weight.

电机下折-BD
Motor Bottom Side

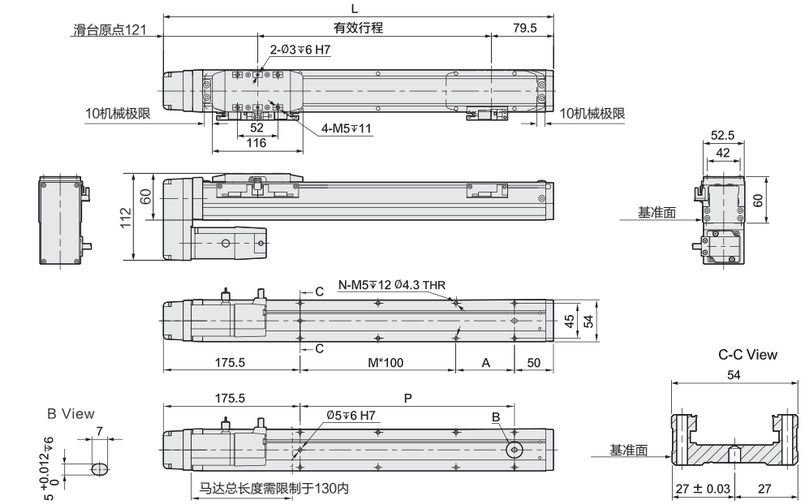

有效行程	50	100	150	200	250	300	350	400	450	500	550	600	650	700	750	800
L	250.5	300.5	350.5	400.5	450.5	500.5	550.5	600.5	650.5	700.5	750.5	800.5	850.5	900.5	950.5	1000.5
A	25	75	25	75	25	75	25	75	25	75	25	75	25	75	25	75
M	0	0	1	1	2	2	3	3	4	4	5	5	6	6	7	7
N	4	4	6	6	8	8	10	10	12	12	14	14	16	16	18	18
P	25	75	125	175	225	275	325	375	425	475	525	575	625	675	725	775
KG	1.68	1.8	2.03	2.14	2.42	2.53	2.58	2.78	2.89	2.98	3.18	3.31	3.47	3.60	3.74	4.12

注：以上不含电机重量. Note: Not including motor weight.

优先选择等级：★★★

经济型 **中负载**

本体宽度：82mm
最大负载：50kg
最大行程：1050mm

- 外观精致
- 内嵌式导轨、钢滑座刚性好
- 平面度好、精度高
- 运行平稳、噪音小
- 外置注油口，维护方便
- 安装简单方便

电机安装方式 How the motor is installed

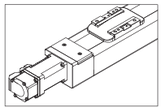

■ 电机直连外置-BC
Motor Exposed

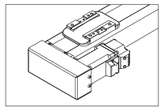

■ 电机左折-BL
Motor Left Side

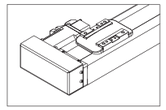

■ 电机右折-BR
Motor Right Side

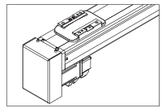

■ 电机下折-BD
Motor Bottom Side

型号表示方式 Guide for Model Selection

CTH8-L10-C-S100-BC-P20B-D3_-001

本体型号 Base Style

特殊定制
Non-standard, d.c.,

丝杆导程(螺距) Ball Screw Lead

L5	5mm
L10	10mm
L20	20mm

*导程：电机旋转一圈，滑台移动的直线距离。

精度等级 Accuracy class

C	普通级C7 Common precision
P	研磨级C5 High precision

行程mm Stroke(mm)

50~1050

电机方式 Motor way

BC	直连外置
BL	左折
BR	右折
BD	下折

电机品牌 Motor Type

L	雷赛
H	汇川
P	松下
M	三菱
T	台达
Y	安川
57	57步进电机
其他品牌电机	

电机功率 Motor power

20	200W
40	400W

刹车 Brakes

无	无刹车
B	带刹车

感应开关数量 Sensor quantity

D3	3PCS
D2	2PCS
D1	1PCS
E	无光电开关

感应器类型 Sensor type

无	NPN
P	PNP

基本参数 The basic parameters

电机功率(W) Motor power(w)	200W(400W)		
电机转速 Motor Speed(rpm/min)	3000		
滚珠丝杆导程-螺距 Belt Lead(mm)	5	10	20
最高速度 Maximum Payload(mm/s)	250	500	1000
水平负载 Horizontal load	50	40	20
垂直负载 Vertical load	20	15	6
额定推力 Rated thrust(n)	683	341	174
行程范围 Range of travel(mm)	50-1050MM/50行程递增		
丝杆外径 Screw diameter(mm)	Ø16		
重复位置精度 Repeatability(mm)	C7(C)	±0.01	
	C5(P)	±0.005	
联轴器 coupling	10x14		
感应器 sensor	EE-SX674(NPN)		

*电机加减速度时间为0.2S. motor speed is 0.2S.
使用松下200W电机时联轴器为10x11，其他品牌为10x14.
*如有特殊定制请先与技术人员联系.
If you have special customization, please contact a technician first.

传感器接线图 Specification

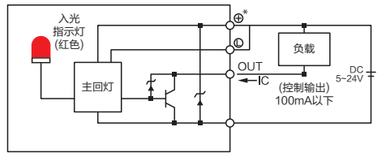

速度与行程 Speed and stroke

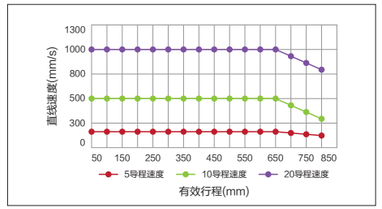

* 行程超过750时，丝杆旋转会产生共振，此时请将速度调低.
When the stroke is more than 750, the rotation of the screw will cause resonance, and then the speed will be lowered.

安装示意图 Installation diagram

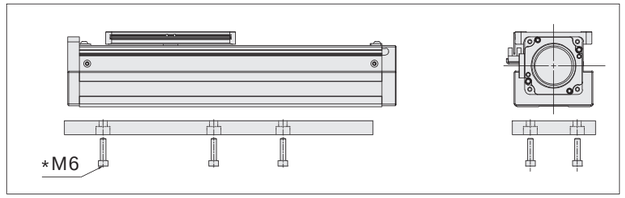

安装方式一：安装螺丝从下往上安装

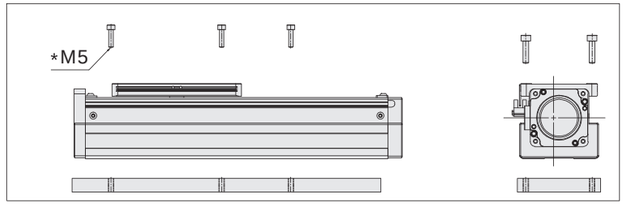

安装方式二：安装螺丝从上往下安装

静态力矩表 Static moment

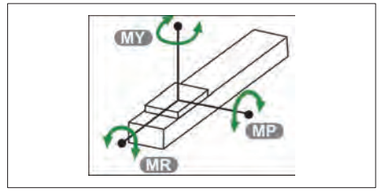

MY	318（N.m）
MP	318（N.m）
MR	526（N.m）

CTH8

电机直连外置-BC
Motor Exposed

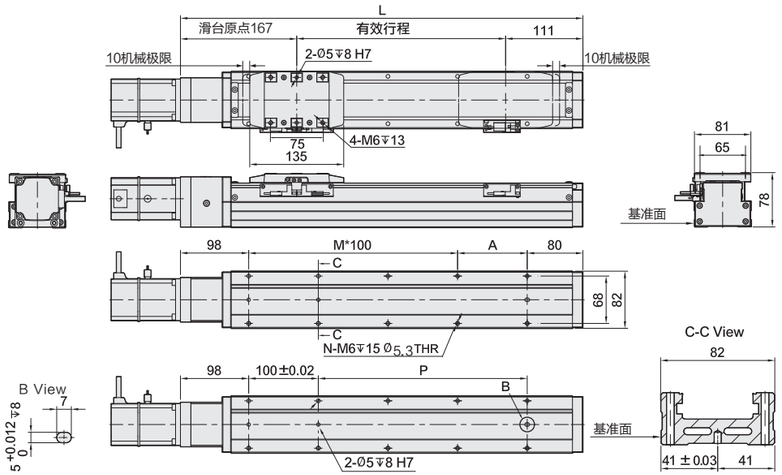

有效行程	50	100	150	200	250	300	350	400	450	500	550	600	650	700	750	800	850	900	950	1000	1050
L	328	378	428	478	528	578	628	678	728	778	828	878	928	978	1028	1078	1128	1178	1228	1278	1328
A	50	100	50	100	50	100	50	100	50	100	50	100	50	100	50	100	50	100	50	100	50
M	1	1	2	2	3	3	4	4	5	5	6	6	7	7	8	8	9	9	10	10	11
N	6	6	8	8	10	10	12	12	14	14	16	16	18	18	20	20	22	22	24	24	26
P	50	100	150	200	250	300	350	400	450	500	550	600	650	700	750	800	850	900	950	1000	1050
KG	3.91	4.29	4.70	5.00	5.35	5.68	6.00	6.35	6.64	6.97	7.41	7.71	8.12	8.41	8.65	8.96	9.37	9.62	10.01	10.28	10.70

注：以上不含电机重量. Note: Not including motor weight.

电机右折-BR
Motor Right Side

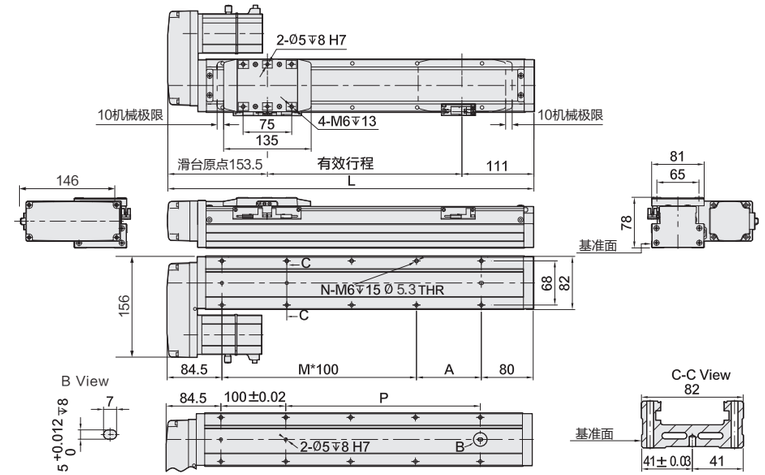

有效行程	50	100	150	200	250	300	350	400	450	500	550	600	650	700	750	800	850	900	950	1000	1050
L	314.5	364.5	414.5	464.5	514.5	564.5	614.5	664.5	714.5	764.5	814.5	864.5	914.5	964.5	1014.5	1064.5	1114.5	1164.5	1214.5	1264.5	1314.5
A	50	100	50	100	50	100	50	100	50	100	50	100	50	100	50	100	50	100	50	100	50
M	1	1	2	2	3	3	4	4	5	5	6	6	7	7	8	8	9	9	10	10	11
N	6	6	8	8	10	10	12	12	14	14	16	16	18	18	20	20	22	22	24	24	26
P	50	100	150	200	250	300	350	400	450	500	550	600	650	700	750	800	850	900	950	1000	1050
KG	3.95	4.33	4.74	5.09	5.39	5.72	6.04	6.39	6.68	7.01	7.45	7.75	8.16	8.45	8.69	9.00	9.41	9.66	10.08	10.32	10.74

注：以上不含电机重量. Note: Not including motor weight.

电机左折-BL
Motor Left Side

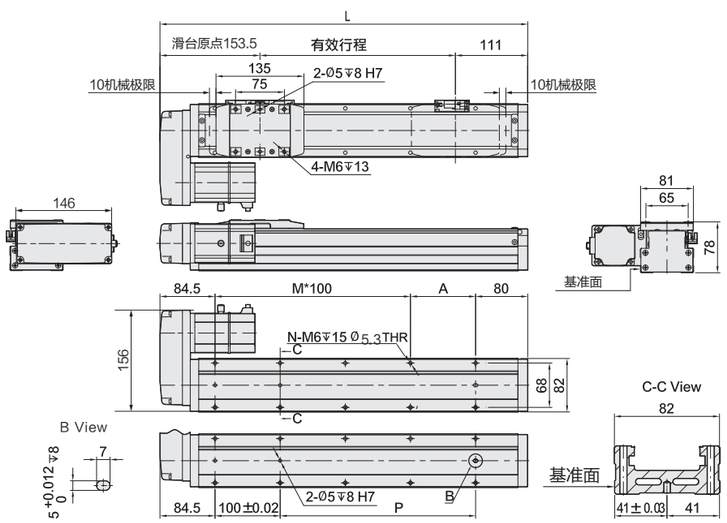

有效行程	50	100	150	200	250	300	350	400	450	500	550	600	650	700	750	800	850	900	950	1000	1050
L	314.5	364.5	414.5	464.5	514.5	564.5	614.5	664.5	714.5	764.5	814.5	864.5	914.5	964.5	1014.5	1064.5	1114.5	1164.5	1214.5	1264.5	1314.5
A	50	100	50	100	50	100	50	100	50	100	50	100	50	100	50	100	50	100	50	100	50
M	1	1	2	2	3	3	4	4	5	5	6	6	7	7	8	8	9	9	10	10	11
N	6	6	8	8	10	10	12	12	14	14	16	16	18	18	20	20	22	22	24	24	26
P	50	100	150	200	250	300	350	400	450	500	550	600	650	700	750	800	850	900	950	1000	1050
KG	3.95	4.33	4.74	5.09	5.39	5.72	6.04	6.39	6.68	7.01	7.45	7.75	8.16	8.45	8.69	9.00	9.41	9.66	10.08	10.32	10.74

注：以上不含电机重量. Note: Not including motor weight.

电机下折-BD
Motor Bottom Side

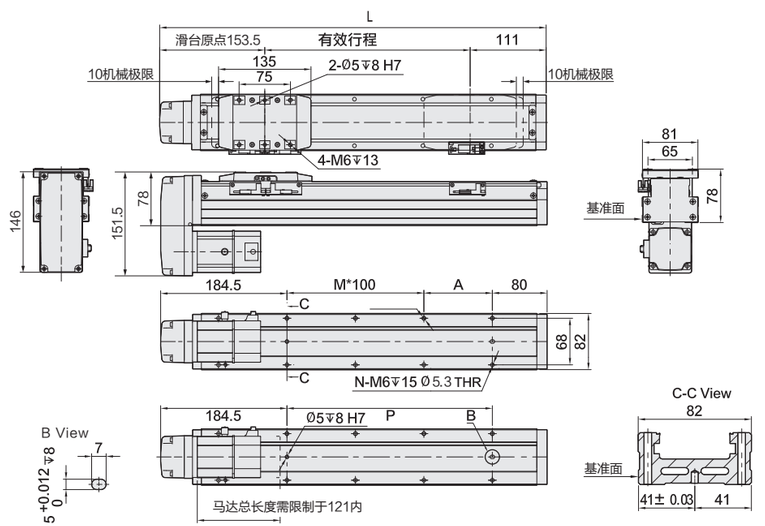

有效行程	50	100	150	200	250	300	350	400	450	500	550	600	650	700	750	800	850	900	950	1000	1050
L	314.5	364.5	414.5	464.5	514.5	564.5	614.5	664.5	714.5	764.5	814.5	864.5	914.5	964.5	1014.5	1064.5	1114.5	1164.5	1214.5	1264.5	1314.5
A	50	100	50	100	50	100	50	100	50	100	50	100	50	100	50	100	50	100	50	100	50
M	0	0	1	1	2	2	3	3	4	4	5	5	6	6	7	7	8	8	9	9	10
N	4	4	6	6	8	8	10	10	12	12	14	14	16	16	18	18	20	20	22	22	24
P	50	100	150	200	250	300	350	400	450	500	550	600	650	700	750	800	850	900	950	1000	1050
KG	3.95	4.33	4.74	5.09	5.39	5.72	6.04	6.39	6.68	7.01	7.45	7.75	8.16	8.45	8.69	9.00	9.41	9.66	10.08	10.32	10.74

注：以上不含电机重量. Note: Not including motor weight.

优先选择等级：★★★

经济型 **中负载**

本体宽度：120mm
最大负载：110kg
最大行程：1250mm

- 外观精致
- 内嵌式导轨、钢滑座刚性好
- 平面度好、精度高
- 运行平稳、噪音小
- 外置注油口，维护方便
- 安装简单方便

电机安装方式 How the motor is installed

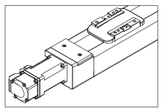

■ 电机直连外置-BC
Motor Exposed

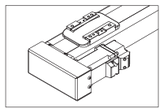

■ 电机左折-BL
Motor Left Side

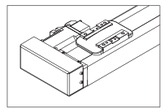

■ 电机右折-BR
Motor Right Side

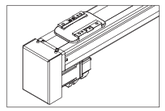

■ 电机下折-BD
Motor Bottom Side

型号表示方式 Guide for Model Selection

CTH12-L10-C-S100-BC-P40B-D3_-001

本体型号 Base Style

特殊定制
Non-standard, d.c.,

丝杆导程(螺距) Ball Screw Lead

滚珠丝杆Ø16	L5	5mm
	L10	10mm
	L16	16mm
	L20	20mm
滚珠丝杆Ø20	L2005	5mm
	L2010	10mm
	L2020	20mm

*导程：电机旋转一圈，滑台移动的直线距离。

精度等级 Accuracy class

C	普通级C7 Common precision
P	研磨级C5 High precision

行程mm Stroke(mm)

50~1250

电机方式 Motor way

BC	直连外置
BL	左折
BR	右折
BD	下折

电机品牌 Motor Type

L	雷赛
H	汇川
P	松下
M	三菱
T	台达
Y	安川
57	57步进电机
其他品牌电机	

电机功率 Motor power

20	200W
40	400W

刹车 Brakes

无	无刹车
B	带刹车

感应开关数量 Sensor quantity

D3	3PCS
D2	2PCS
D1	1PCS
E	无光电开关

感应器类型 Sensor type

无	NPN
P	PNP

基本参数 The basic parameters

电机功率(W) Motor power(w)	400W			
电机转速 Motor Speed(rpm/min)	3000			
滚珠丝杆导程-螺距 Belt Lead(mm)	5	10	20	32
最高速度 Maximum Payload(mm/s)	250	500	1000	1600
水平负载 Horizontal load	110	88	40	30
垂直负载 Vertical load	33	30	10	8
额定推力 Rated thrust(n)	1388	694	347	218
行程范围 Range of travel(mm)	50-1250MM/50行程递增			
丝杆外径 Screw diameter(mm)	Ø16/Ø20			Ø16
重复位置精度 Repeatability(mm)	C7(C)		±0.01	
	C5(P)		±0.005	
联轴器 coupling	10x14			
感应器 sensor	EE-SX674(NPN)			

*电机加减速度时间为0.2S. motor speed is 0.2S.
*如有特殊定制请先与技术人员联系.
If you have special customization, please contact a technician first.

传感器接线图 Specification

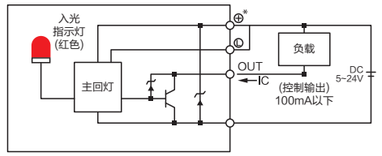

速度与行程 Speed and stroke

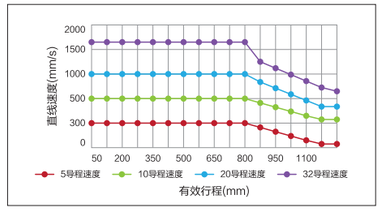

* 行程超过750时，丝杆旋转会产生共振，此时请将速度调低.
When the stroke is more than 750, the rotation of the screw will cause resonance, and then the speed will be lowered.

安装示意图 Installation diagram

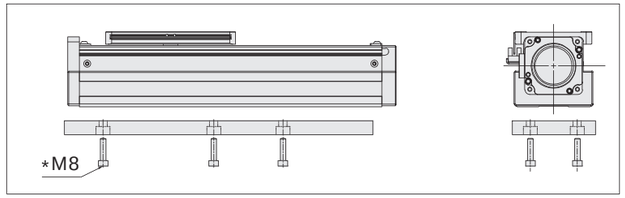

安装方式一：安装螺丝从下往上安装

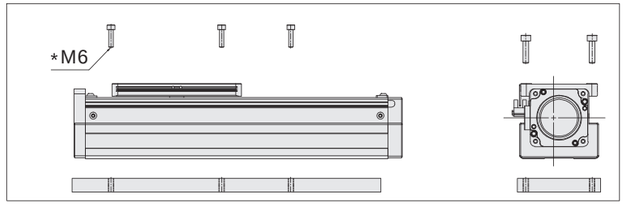

安装方式二：安装螺丝从上往下安装

静态力矩表 Static moment

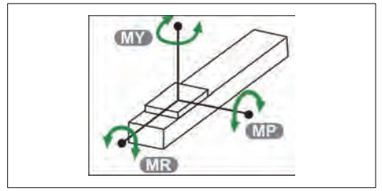

MY	551（N.m）
MP	552（N.m）
MR	485（N.m）

电机直连外置-BC
Motor Exposed

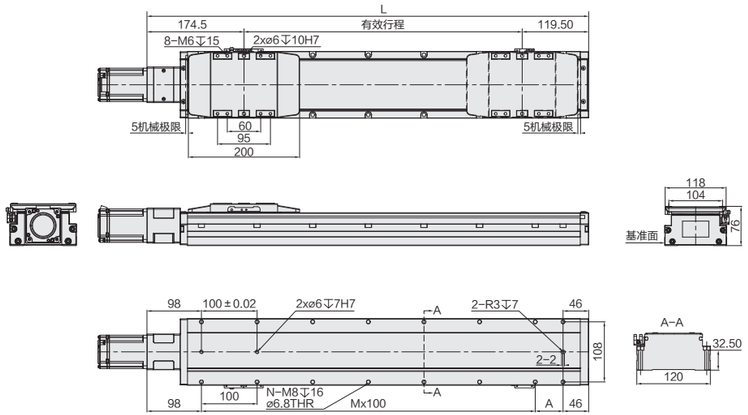

有效行程	50	100	150	200	250	300	350	400	450	500	550	600	650	700	750	800	850	900	950	1000	1050	1100	1150	1200	1250
L	344	394	444	494	544	594	644	694	744	794	844	894	944	994	1044	1094	1144	1194	1244	1294	1344	1394	1444	1494	1544
A	100	50	100	50	100	50	100	50	100	50	100	50	100	50	100	50	100	50	100	50	100	50	100	50	100
M	1	2	2	3	3	4	4	5	5	6	6	7	7	8	8	9	9	10	10	11	11	12	12	13	13
N	6	8	8	10	10	12	12	14	14	16	16	18	18	20	20	22	22	24	24	26	26	28	28	30	30
KG	5.05	5.4	5.75	6.1	6.45	6.8	7.15	7.5	7.85	8.2	8.55	8.9	9.25	9.6	9.95	10.3	10.65	11	11.35	11.7	12.05	12.4	12.75	13.1	13.45

注：以上不含电机重量. Note: Not including motor weight.

电机左折-BL
Motor Left Side

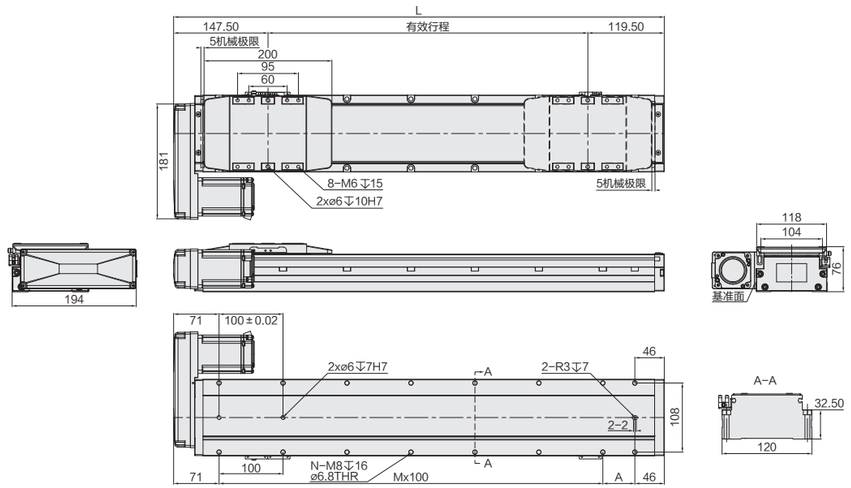

有效行程	50	100	150	200	250	300	350	400	450	500	550	600	650	700	750	800	850	900	950	1000	1050	1100	1150	1200	1250
L	317	367	417	467	517	567	617	667	717	767	817	867	917	967	1017	1067	1117	1167	1217	1267	1317	1367	1417	1467	1517
A	100	50	100	50	100	50	100	50	100	50	100	50	100	50	100	50	100	50	100	50	100	50	100	50	100
M	1	2	2	3	3	4	4	5	5	6	6	7	7	8	8	9	9	10	10	11	11	12	12	13	13
N	6	8	8	10	10	12	12	14	14	16	16	18	18	20	20	22	22	24	24	26	26	28	28	30	30
KG	5.25	5.6	5.95	6.3	6.65	7	7.35	7.7	8.05	8.4	8.75	9.1	9.45	9.8	10.15	10.85	11.2	11.55	11.9	12.25	12.6	12.56	12.91	13.26	13.61

注：以上不含电机重量. Note: Not including motor weight.

电机右折-BR
Motor Right Side

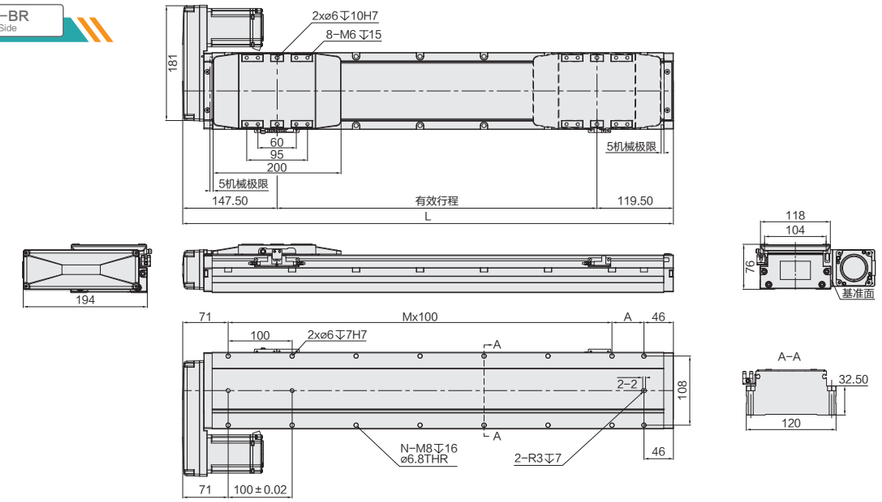

有效行程	50	100	150	200	250	300	350	400	450	500	550	600	650	700	750	800	850	900	950	1000	1050	1100	1150	1200	1250
L	317	367	417	467	517	567	617	667	717	767	817	867	917	967	1017	1067	1117	1167	1217	1267	1317	1367	1417	1467	1517
A	100	50	100	50	100	50	100	50	100	50	100	50	100	50	100	50	100	50	100	50	100	50	100	50	100
M	1	2	2	3	3	4	4	5	5	6	6	7	7	8	8	9	9	10	10	11	11	12	12	13	13
N	6	8	8	10	10	12	12	14	14	16	16	18	18	20	20	22	22	24	24	26	26	28	28	30	30
KG	5.25	5.6	5.95	6.3	6.65	7	7.35	7.7	8.05	8.4	8.75	9.1	9.45	9.8	10.15	10.85	11.2	11.55	11.9	12.25	12.6	12.56	12.91	13.26	13.61

注：以上不含电机重量. Note: Not including motor weight.

电机下折-BD
Motor Bottom Side

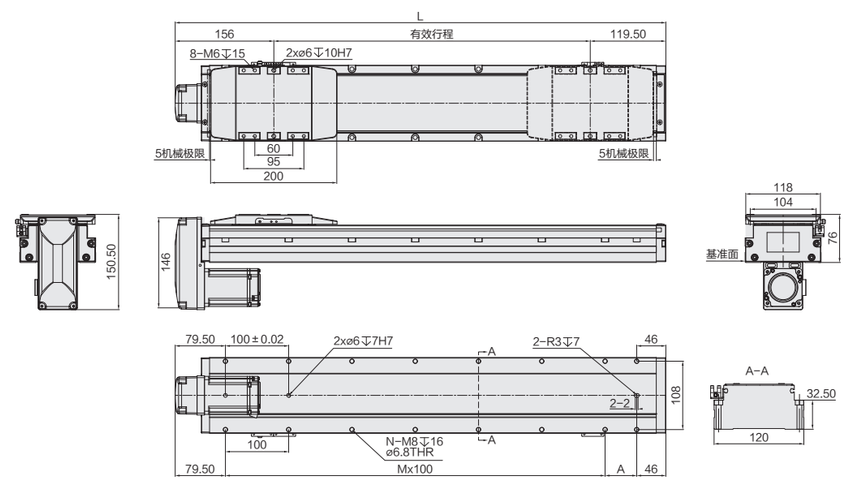

有效行程	50	100	150	200	250	300	350	400	450	500	550	600	650	700	750	800	850	900	950	1000	1050	1100	1150	1200	1250
L	325.5	375.5	425.5	475.5	525.5	575.5	625.5	675.5	725.5	775.5	825.5	875.5	925.5	975.5	1025.5	1075.5	1125.5	1175.5	1225.5	1275.5	1325.5	1375.5	1425.5	1475.5	1525.5
A	100	50	100	50	100	50	100	50	100	50	100	50	100	50	100	50	100	50	100	50	100	50	100	50	100
M	1	2	2	3	3	4	4	5	5	6	6	7	7	8	8	9	9	10	10	11	11	12	12	13	13
N	6	8	8	10	10	12	12	14	14	16	16	18	18	20	20	22	22	24	24	26	26	28	28	30	30
KG	5.25	5.6	5.95	6.3	6.65	7	7.35	7.7	8.05	8.4	8.75	9.1	9.45	9.8	10.15	10.85	11.2	11.55	11.9	12.25	12.6	12.56	12.91	13.26	13.61

注：以上不含电机重量. Note: Not including motor weight.

优先选择等级：★★★

经济型 **中负载**

本体宽度：155mm
最大负载：120kg
最大行程：1800mm

- 外观精致
- 内嵌式导轨、钢滑座刚性好
- 平面度好、精度高
- 运行平稳、噪音小
- 外置注油口，维护方便
- 安装简单方便

电机安装方式 How the motor is installed

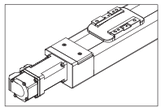

■ 电机直连外置-BC
Motor Exposed

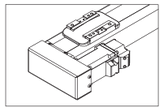

■ 电机左折-BL
Motor Left Side

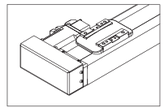

■ 电机右折-BR
Motor Right Side

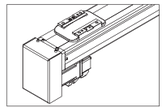

■ 电机下折-BD
Motor Bottom Side

型号表示方式 Guide for Model Selection

CTH15-L10-C-S100-BC-P40B-D3_-001

本体型号 Base Style

特殊定制
Non-standard, d.c.,

丝杆导程(螺距) Ball Screw Lead

滚珠丝杆Ø20	L5	5mm
	L10	10mm
	L20	20mm
	L40	40mm
滚珠丝杆Ø25	L2505	5mm
	L2510	10mm
	L2525	25mm

*导程：电机旋转一圈，滑台移动的直线距离。

精度等级 Accuracy class

C	普通级C7 Common precision
P	研磨级C5 High precision

行程mm Stroke(mm)

50~1800

电机方式 Motor way

BC	直连外置
BL	左折
BR	右折
BD	下折

电机品牌 Motor Type

L	雷赛
H	汇川
P	松下
M	三菱
T	台达
Y	安川
H	汇川
57	57步进电机
其他品牌电机	

电机功率 Motor power

40	400W
75	750W

刹车 Brakes

无	无刹车
B	带刹车

感应开关数量 Sensor quantity

D3	3PCS
D2	2PCS
D1	1PCS
E	无光电开关

感应器类型 Sensor type

无	NPN
P	PNP

基本参数 The basic parameters

电机功率(W) Motor power(w)	400W/750W			
电机转速 Motor Speed(rpm/min)	*3000			
滚珠丝杆导程-螺距 Belt Lead(mm)	5	10	20	40
最高速度 Maximum Payload(mm/s)	250	500	1000	2000
水平负载 Horizontal load	120	110/120	75/83	22/43
垂直负载 Vertical load	40/55	30/50	14/25	7/12
额定推力 Rated thrust(n)	1388/2553	694/1281	347/640	174/320
行程范围 Range of travel(mm)	50-1800MM/50行程递增			
丝杆外径 Screw diameter(mm)	*Ø20(Ø25)			Ø20
重复位置精度 Repeatability(mm)	C7(C)		±0.01	
	C5(P)		±0.005	
联轴器 coupling	12x14(400W)/12x19(750W)			
感应器 sensor	EE-SX674(NPN)			

*电机加减速度时间为0.2S. motor speed is 0.2S.
*标配丝杆Ø20，也可定制Ø25.
*如有特殊定制请先与技术人员联系.
If you have special customization, please contact a technician first.

传感器接线图 Specification

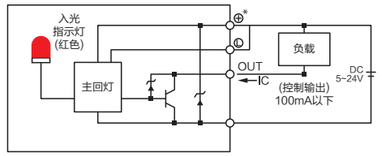

速度与行程 Speed and stroke

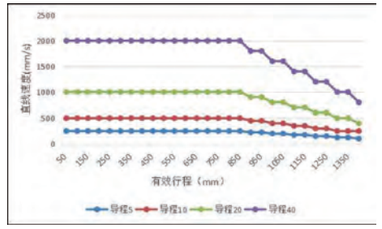

* 行程超过850时，丝杆旋转会产生共振，此时请将速度调低.
When the stroke is more than 850, the rotation of the screw will cause resonance, and then the speed will be lowered.

安装示意图 Installation diagram

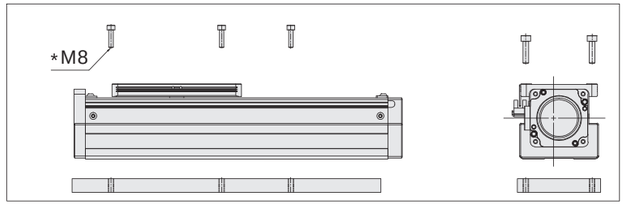

安装方式：安装螺丝从上往下安装

静态力矩表 Static moment

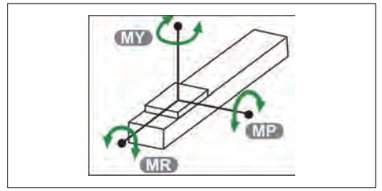

MY	920（N.m）
MP	920（N.m）
MR	1465（N.m）

电机直连外置-BC
Motor Exposed

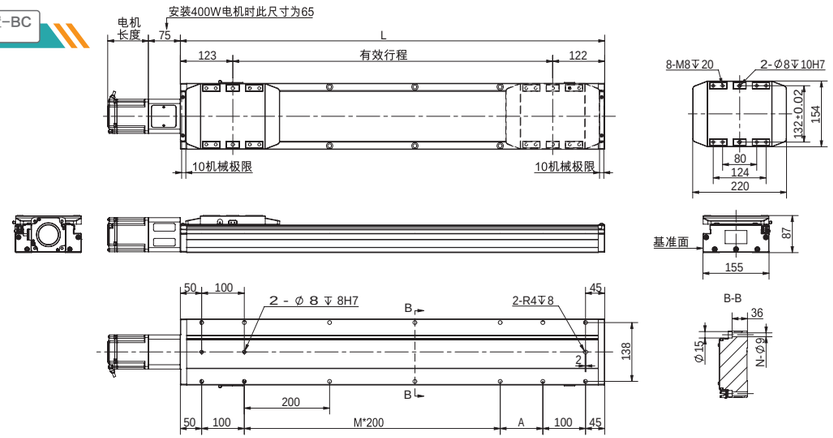

有效行程	50	100	150	200	250	300	350	400	450	500	550	600	650	700	750	800	850	900
L	295	345	395	445	495	545	595	645	695	745	795	845	895	945	995	1045	1095	1145
A	0	50	100	150	200	50	100	150	200	50	100	150	200	50	100	150	200	50
M	0	0	0	0	0	1	1	1	1	2	2	2	2	3	3	3	3	4
N	6	8	8	8	8	10	10	10	10	12	12	12	12	14	14	14	14	16
KG	8.3	8.99	9.68	10.38	11.07	11.77	12.46	13.15	13.85	14.54	15.24	15.93	16.62	17.32	18.01	18.71	19.4	20.1
有效行程	950	1000	1050	1100	1150	1200	1250	1300	1350	1400	1450	1500	1550	1600	1650	1700	1750	1800
L	1195	1245	1295	1345	1395	1445	1495	1545	1595	1645	1695	1745	1795	1845	1895	1945	1995	2045
A	100	150	200	50	100	150	200	50	100	150	200	50	100	150	200	50	100	150
M	4	4	4	5	5	5	5	6	6	6	6	7	7	7	7	8	8	8
N	16	16	16	18	18	18	18	20	20	20	20	22	22	22	22	24	24	24
KG	20.79	21.48	22.18	22.87	23.56	24.26	24.95	25.65	26.34	27.03	27.73	28.42	29.12	29.81	30.5	31.2	31.89	32.6

注：以上不含电机重量. Note: Not including motor weight.

电机左折-BL
Motor Left Side

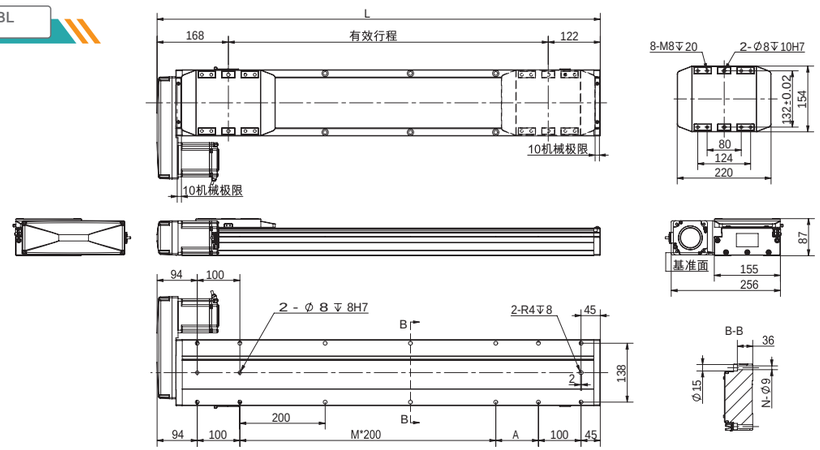

有效行程	50	100	150	200	250	300	350	400	450	500	550	600	650	700	750	800	850	900
L	340	390	440	490	540	590	640	690	740	790	840	890	940	990	1040	1090	1140	1190
A	0	50	100	150	200	50	100	150	200	50	100	150	200	50	100	150	200	50
M	0	0	0	0	0	1	1	1	1	2	2	2	2	3	3	3	3	4
N	6	8	8	8	8	10	10	10	10	12	12	12	12	14	14	14	14	16
KG	9.5	10.19	10.88	11.57	12.26	12.95	13.64	14.33	15.02	15.71	16.4	17.09	17.78	18.47	19.16	19.85	20.54	21.23
有效行程	950	1000	1050	1100	1150	1200	1250	1300	1350	1400	1450	1500	1550	1600	1650	1700	1750	1800
L	1240	1290	1340	1390	1440	1490	1540	1590	1640	1690	1740	1790	1840	1890	1940	1990	2040	2090
A	100	150	200	50	100	150	200	50	100	150	200	50	100	150	200	50	100	150
M	4	4	4	5	5	5	5	6	6	6	6	7	7	7	7	8	8	8
N	16	16	16	18	18	18	18	20	20	20	20	22	22	22	22	24	24	24
KG	21.92	22.61	23.3	23.99	24.68	25.37	26.06	26.75	27.44	28.13	28.82	29.51	30.2	30.89	31.58	32.27	32.96	33.7

注：以上不含电机重量. Note: Not including motor weight.

电机右折-BR
Motor Right Side

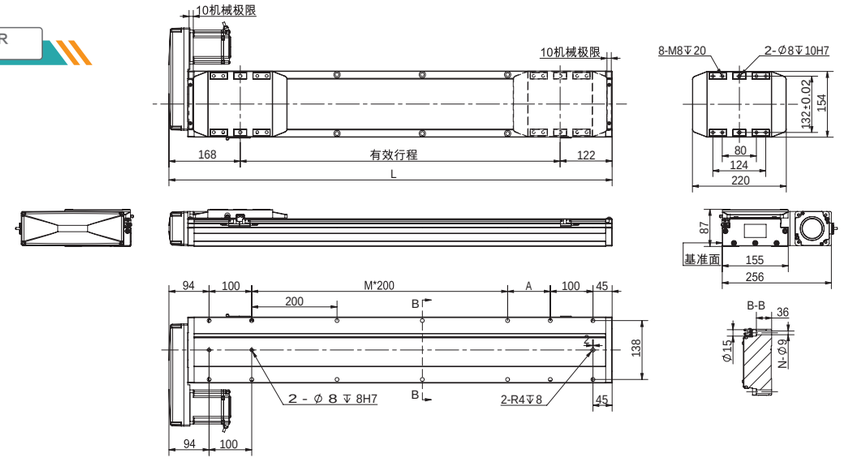

有效行程	50	100	150	200	250	300	350	400	450	500	550	600	650	700	750	800	850	900
L	340	390	440	490	540	590	640	690	740	790	840	890	940	990	1040	1090	1140	1190
A	0	50	100	150	200	50	100	150	200	50	100	150	200	50	100	150	200	50
M	0	0	0	0	0	1	1	1	1	2	2	2	2	3	3	3	3	4
N	6	8	8	8	8	10	10	10	10	12	12	12	12	14	14	14	14	16
KG	9.5	10.19	10.88	11.57	12.26	12.95	13.64	14.33	15.02	15.71	16.4	17.09	17.78	18.47	19.16	19.85	20.54	21.23
有效行程	950	1000	1050	1100	1150	1200	1250	1300	1350	1400	1450	1500	1550	1600	1650	1700	1750	1800
L	1240	1290	1340	1390	1440	1490	1540	1590	1640	1690	1740	1790	1840	1890	1940	1990	2040	2090
A	100	150	200	50	100	150	200	50	100	150	200	50	100	150	200	50	100	150
M	4	4	4	5	5	5	5	6	6	6	6	7	7	7	7	8	8	8
N	16	16	16	18	18	18	18	20	20	20	20	22	22	22	22	24	24	24
KG	21.92	22.61	23.3	23.99	24.68	25.37	26.06	26.75	27.44	28.13	28.82	29.51	30.2	30.89	31.58	32.27	32.96	33.7

注：以上不含电机重量. Note: Not including motor weight.

电机下折-BD
Motor Bottom Side

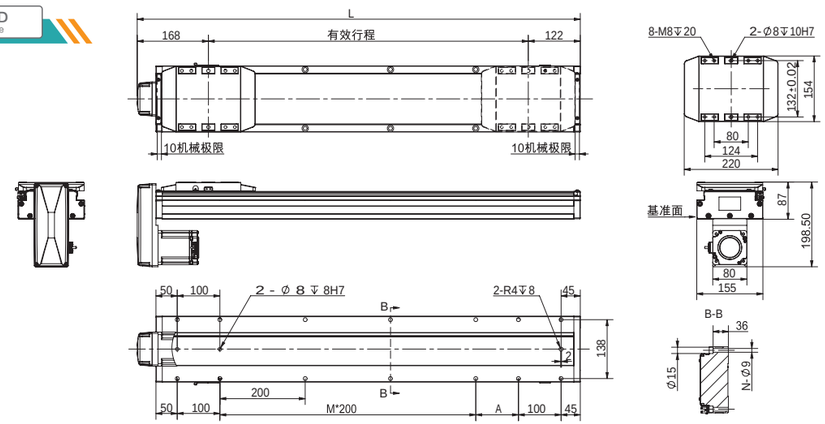

有效行程	50	100	150	200	250	300	350	400	450	500	550	600	650	700	750	800	850	900
L	340	390	440	490	540	590	640	690	740	790	840	890	940	990	1040	1090	1140	1190
A	0	50	100	150	200	50	100	150	200	50	100	150	200	50	100	150	200	50
M	0	0	0	0	0	1	1	1	1	2	2	2	2	3	3	3	3	4
N	6	8	8	8	8	10	10	10	10	12	12	12	12	14	14	14	14	16
KG	9.5	10.19	10.88	11.57	12.26	12.95	13.64	14.33	15.02	15.71	16.4	17.09	17.78	18.47	19.16	19.85	20.54	21.23
有效行程	950	1000	1050	1100	1150	1200	1250	1300	1350	1400	1450	1500	1550	1600	1650	1700	1750	1800
L	1240	1290	1340	1390	1440	1490	1540	1590	1640	1690	1740	1790	1840	1890	1940	1990	2040	2090
A	100	150	200	50	100	150	200	50	100	150	200	50	100	150	200	50	100	150
M	4	4	4	5	5	5	5	6	6	6	6	7	7	7	7	8	8	8
N	16	16	16	18	18	18	18	20	20	20	20	22	22	22	22	24	24	24
KG	21.92	22.61	23.3	23.99	24.68	25.37	26.06	26.75	27.44	28.13	28.82	29.51	30.2	30.89	31.58	32.27	32.96	33.7

注：以上不含电机重量. Note: Not including motor weight.



优先选择等级：★★★

经济型 **中负载**

本体宽度：54mm
最大负载：30kg
最大行程：800mm

- 外观精致
- 内嵌式导轨、钢滑座刚性好
- 平面度好、精度高
- 运行平稳、噪音小
- 外置注油口，维护方便
- 安装简单方便

电机安装方式 How the motor is installed

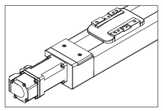

■ 电机直连外置-BC
Motor Exposed

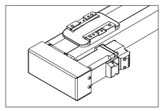

■ 电机左折-BL
Motor Left Side

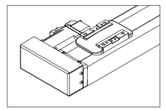

■ 电机右折-BR
Motor Right Side

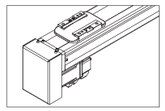

■ 电机下折-BD
Motor Bottom Side

型号表示方式 Guide for Model Selection

CTH5LR-L5-C-S100-BC-P10B-D3_-001

本体型号 Base Style

特殊定制
Non-standard, d.c.,

丝杆导程(螺距) Ball Screw Lead

L5	5mm

*导程：电机旋转一圈，滑台移动的直线距离。

精度等级 Accuracy class

C	普通级C7 Common precision

行程mm Stroke(mm)

25~325

电机方式 Motor way

BC	直连外置
BL	左折
BR	右折
BD	下折

电机品牌 Motor Type

L	雷赛
H	汇川
P	松下
M	三菱
T	台达
Y	安川
57	57步进电机
其他品牌电机	

电机功率 Motor power

10	100W

刹车 Brakes

无	无刹车
B	带刹车

感应开关数量 Sensor quantity

D3	3PCS
D2	2PCS
D1	1PCS
E	无光电开关

感应器类型 Sensor type

无	NPN
P	PNP

基本参数 The basic parameters

电机功率(W) Motor power(w)	100W	
电机转速 Motor Speed(rpm/min)	3000	
滚珠丝杆导程-螺距 Belt Lead(mm)	5	
最高速度 Maximum Payload(mm/s)	250	
水平负载 Horizontal load	30（双滑座）	
垂直负载 Vertical load	15（双滑座）	
额定推力 Rated thrust(n)	341	
行程范围 Range of travel(mm)	25-325mm/25行程递增	
丝杆外径 Screw diameter(mm)	Ø12	
重复位置精度 Repeatability(mm)	C7(C)	±0.01
联轴器 coupling	7x8	
感应器 sensor	EE-SX674(NPN)	

*电机加减速度时间为0.2S，反向同动只能对应导程5
The motor acceleration and deceleration time is 0.2S, and the reverse comotion can only correspond to lead 5
*如有特殊定制请先与技术人员联系.
If you have special customization, please contact a technician first.

传感器接线图 Specification

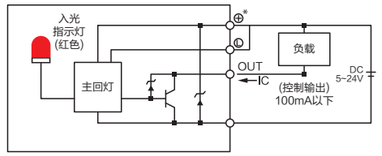

安装示意图 Installation diagram

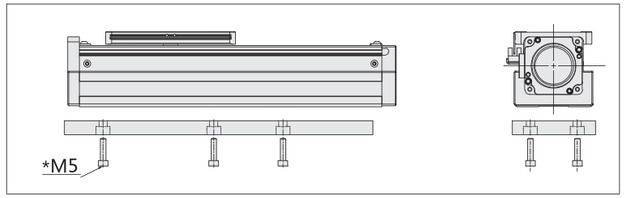

安装方式一：安装螺丝从下往上安装

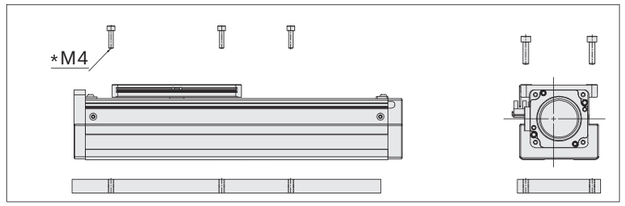

安装方式二：安装螺丝从上往下安装

静态力矩表 Static moment

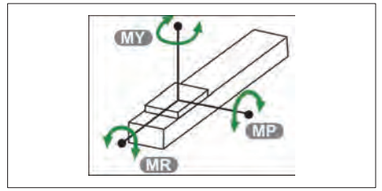

MY	103（N.m）
MP	103（N.m）
MR	144（N.m）

电机直连外置-BC
Motor Exposed

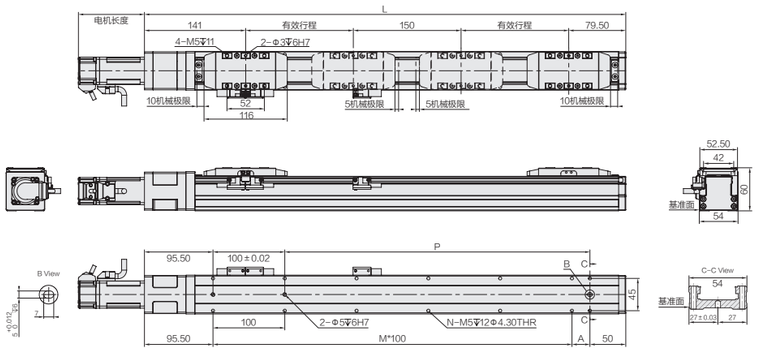

有效行程	25	50	75	100	125	150	175	200	225	250	275	300	325
L	420.5	470.5	520.5	570.5	620.5	670.5	720.5	770.5	820.5	870.5	920.5	970.5	1020.5
A	75	25	75	25	75	25	75	25	75	25	75	25	75
M	2	3	3	4	4	5	5	6	6	7	7	8	8
N	8	10	10	12	12	14	14	16	16	18	18	20	20
P	175	225	275	325	375	425	475	525	575	525	675	725	775
KG	2.91	3.19	3.3	3.38	3.58	3.69	3.78	3.98	4.07	4.24	4.38	4.51	4.79

注：以上不含电机重量. Note: Not including motor weight.
行程50时，因本体上锁式固定孔会被滑座遮住，只能使用4颗螺丝固定，建议使用下锁式固定孔安装.

电机左折-BL
Motor Left Side

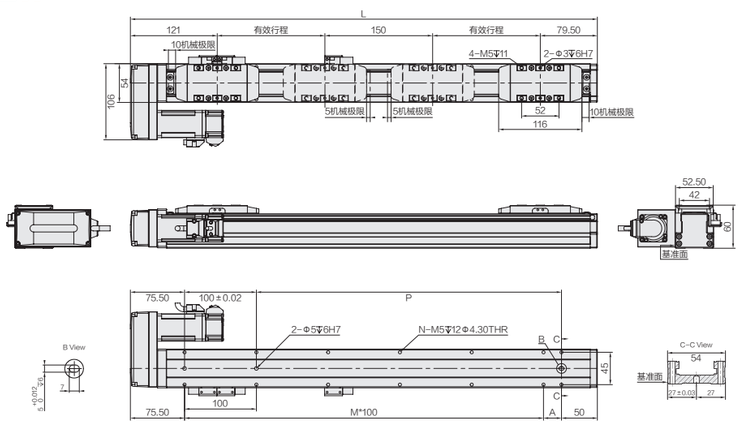

有效行程	25	50	75	100	125	150	175	200	225	250	275	300	325
L	400.5	450.5	500.5	550.5	600.5	650.5	700.5	750.5	800.5	850.5	900.5	950.5	1000.5
A	75	25	75	25	75	25	75	25	75	25	75	25	75
M	2	3	3	4	4	5	5	6	6	7	7	8	8
N	8	10	10	12	12	14	14	16	16	18	18	20	20
P	175	225	275	325	375	425	475	525	575	525	675	725	775
KG	2.94	3.22	3.33	3.52	3.69	3.88	4.02	4.18	4.26	4.37	4.52	4.65	4.86

注：以上不含电机重量. Note: Not including motor weight.
行程50时，因本体上锁式固定孔会被滑座遮住，只能使用4颗螺丝固定，建议使用下锁式固定孔安装.

CTH5LR

电机右折-BR
Motor Right Side

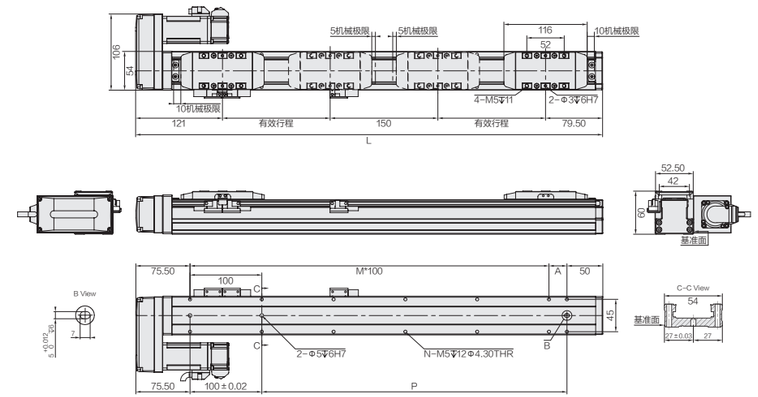

有效行程	25	50	75	100	125	150	175	200	225	250	275	300	325
L	400.5	450.5	500.5	550.5	600.5	650.5	700.5	750.5	800.5	850.5	900.5	950.5	1000.5
A	75	25	75	25	75	25	75	25	75	25	75	25	75
M	2	3	3	4	4	5	5	6	6	7	7	8	8
N	8	10	10	12	12	14	14	16	16	18	18	20	20
P	175	225	275	325	375	425	475	525	575	525	675	725	775
KG	2.94	3.22	3.33	3.52	3.69	3.88	4.02	4.18	4.26	4.37	4.52	4.65	4.86

注：以上不含电机重量. Note: Not including motor weight.
行程50时，因本体上锁式固定孔会被滑座遮住，只能使用4颗螺丝固定，建议使用下锁式固定孔安装.

电机下折-BD
Motor Bottom Side

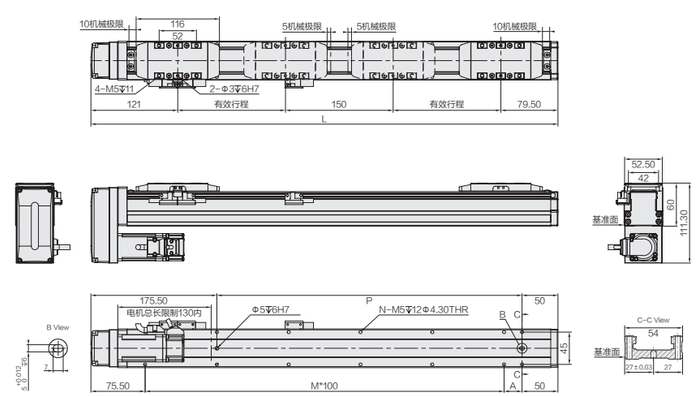

有效行程	25	50	75	100	125	150	175	200	225	250	275	300	325
L	400.5	450.5	500.5	550.5	600.5	650.5	700.5	750.5	800.5	850.5	900.5	950.5	1000.5
A	75	25	75	25	75	25	75	25	75	25	75	25	75
M	2	3	3	4	4	5	5	6	6	7	7	8	8
N	8	10	10	12	12	14	14	16	16	18	18	20	20
P	175	225	275	325	375	425	475	525	575	525	675	725	775
KG	2.94	3.22	3.33	3.52	3.69	3.88	4.02	4.18	4.26	4.37	4.52	4.65	4.86

注：以上不含电机重量. Note: Not including motor weight.
行程50时，因本体上锁式固定孔会被滑座遮住，只能使用4颗螺丝固定，建议使用下锁式固定孔安装.



优先选择等级：★★★

经济型 **中负载**

本体宽度：82mm
最大负载：50kg
最大行程：1050mm

- 外观精致
- 内嵌式导轨、钢滑座刚性好
- 平面度好、精度高
- 运行平稳、噪音小
- 外置注油口，维护方便
- 安装简单方便

电机安装方式 How the motor is installed

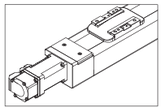

■ 电机直连外置-BC
Motor Exposed

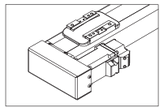

■ 电机左折-BL
Motor Left Side

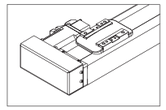

■ 电机右折-BR
Motor Right Side

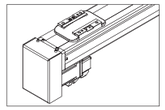

■ 电机下折-BD
Motor Bottom Side

型号表示方式 Guide for Model Selection

CTH8LR-L5-C-S100-BC-P20B-D3_-001

本体型号 Base Style

特殊定制
Non-standard, d.c.,

丝杆导程(螺距) Ball Screw Lead

L5	5mm

*导程：电机旋转一圈，滑台移动的直线距离。

精度等级 Accuracy class

C	普通级C7 Common precision

行程mm Stroke(mm)

25-450

电机方式 Motor way

BC	直连外置
BL	左折
BR	右折
BD	下折

电机品牌 Motor Type

L	雷赛
H	汇川
P	松下
M	三菱
T	台达
Y	安川
57	57步进电机
其他品牌电机	

电机功率 Motor power

20	200W
40	400W

刹车 Brakes

无	无刹车
B	带刹车

感应开关数量 Sensor quantity

D3	3PCS
D2	2PCS
D1	1PCS
E	无光电开关

感应器类型 Sensor type

无	NPN
P	PNP

基本参数 The basic parameters

电机功率(W) Motor power(w)	200W（400W）	
电机转速 Motor Speed(rpm/min)	3000	
滚珠丝杆导程-螺距 Belt Lead(mm)	5	
最高速度 Maximum Payload(mm/s)	250	
水平负载 Horizontal load	50（双滑座）	
垂直负载 Vertical load	25（双滑座）	
额定推力 Rated thrust(n)	683	
行程范围 Range of travel(mm)	25-450mm/25行程递增	
丝杆外径 Screw diameter(mm)	Ø16	
重复位置精度 Repeatability(mm)	C7(C)	±0.01
联轴器 coupling	10x14	
感应器 sensor	EE-SX674(NPN)	

*电机加减速度时间为0.2S，反向同动只能对应导程5
The motor acceleration and deceleration time is 0.2S, and the reverse comotion can only correspond to lead 5
*如有特殊定制请先与技术人员联系.
If you have special customization, please contact a technician first.

传感器接线图 Specification

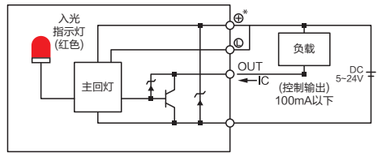

安装示意图 Installation diagram

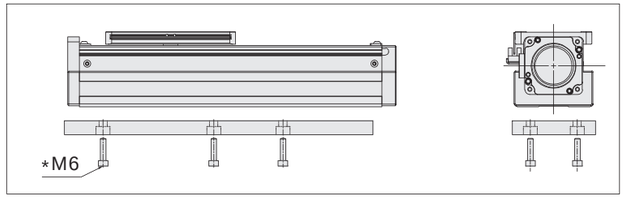

安装方式一：安装螺丝从下往上安装

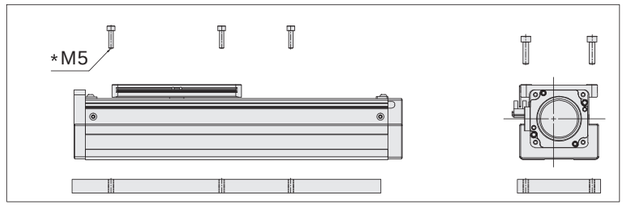

安装方式二：安装螺丝从上往下安装

静态力矩表 Static moment

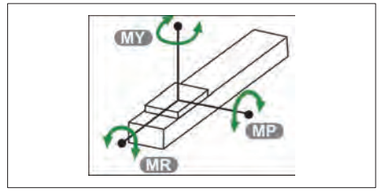

MY	318（N.m）
MP	318（N.m）
MR	626（N.m）

电机直连外置-BC
Motor Exposed

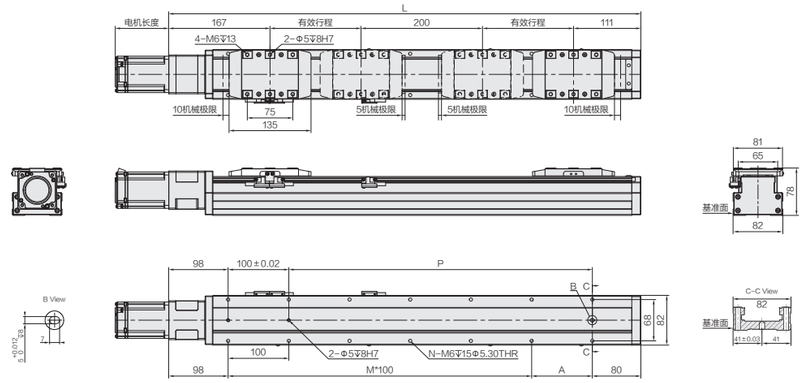

有效行程	25	50	75	100	125	150	175	200	225	250	275	300	325	350	375	400	425
L	528	578	628	678	728	778	828	878	928	978	1028	1078	1128	1178	1228	1278	1328
A	50	100	50	100	50	100	50	100	50	100	50	100	50	100	50	100	50
M	3	3	4	4	5	5	6	6	7	7	8	8	9	9	10	10	11
N	10	10	12	12	14	14	16	16	18	18	20	20	22	22	24	24	26
P	250	300	350	400	450	500	550	600	650	700	750	800	850	900	950	1000	1050
KG	6.95	7.28	7.6	7.95	8.14	8.57	9.01	9.31	9.75	10.01	10.25	10.56	10.97	11.22	11.61	11.88	12.3

注：以上不含电机重量. Note: Not including motor weight.
行程50时，因本体上锁式固定孔会被滑座遮住，只能使用4颗螺丝固定，建议使用下锁式固定孔安装.

电机左折-BL
Motor Left Side

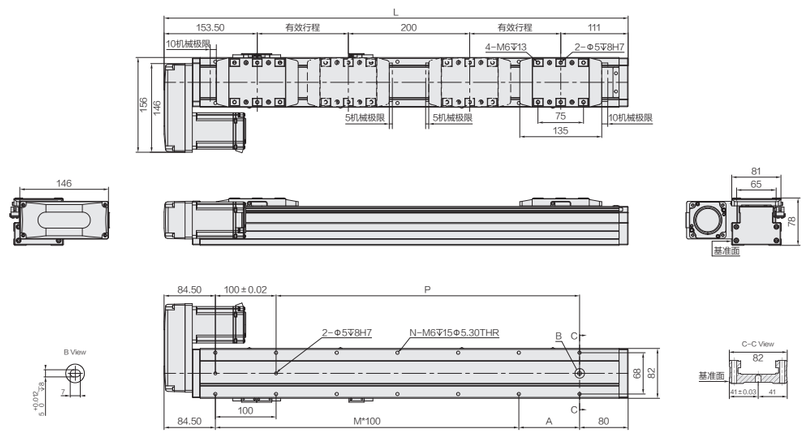

有效行程	25	50	75	100	125	150	175	200	225	250	275	300	325	350	375	400	425
L	514.5	564.5	614.5	664.5	714.5	764.5	814.5	864.5	914.5	964.5	1014.5	1064.5	1114.5	1164.5	1214.5	1264.5	1314.5
A	50	100	50	100	50	100	50	100	50	100	50	100	50	100	50	100	50
M	3	3	4	4	5	5	6	6	7	7	8	8	9	9	10	10	11
N	10	10	12	12	14	14	16	16	18	18	20	20	22	22	24	24	26
P	250	300	350	400	450	500	550	600	650	700	750	800	850	900	950	1000	1050
KG	6.99	7.32	7.64	7.99	8.28	8.61	9.05	9.35	9.79	10.05	10.49	10.6	11.01	11.26	11.65	11.92	12.34

注：以上不含电机重量. Note: Not including motor weight.
行程50时，因本体上锁式固定孔会被滑座遮住，只能使用4颗螺丝固定，建议使用下锁式固定孔安装.

电机右折-BR
Motor Right Side

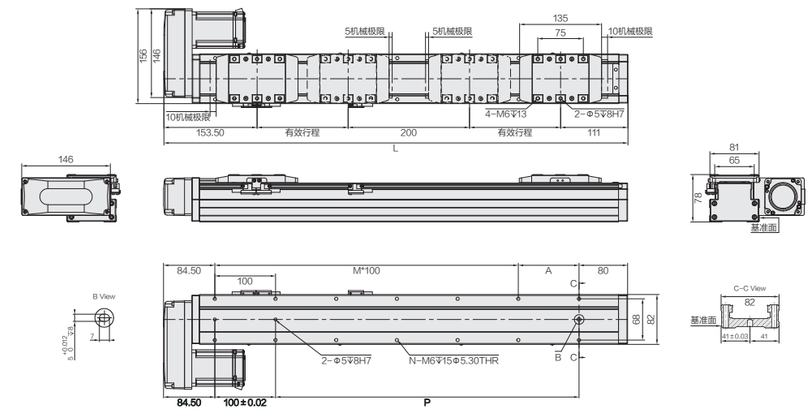

有效行程	25	50	75	100	125	150	175	200	225	250	275	300	325	350	375	400	425
L	514.5	564.5	614.5	664.5	714.5	764.5	814.5	864.5	914.5	964.5	1014.5	1064.5	1114.5	1164.5	1214.5	1264.5	1314.5
A	50	100	50	100	50	100	50	100	50	100	50	100	50	100	50	100	50
M	3	3	4	4	5	5	6	6	7	7	8	8	9	9	10	10	11
N	10	10	12	12	14	14	16	16	18	18	20	20	22	22	24	24	26
P	250	300	350	400	450	500	550	600	650	700	750	800	850	900	950	1000	1050
KG	6.99	7.32	7.64	7.99	8.28	8.61	9.05	9.35	9.79	10.05	10.49	10.6	11.01	11.26	11.65	11.92	12.34

注：以上不含电机重量. Note: Not including motor weight.
行程50时，因本体上锁式固定孔会被滑座遮住，只能使用4颗螺丝固定，建议使用下锁式固定孔安装.

电机下折-BD
Motor Bottom Side

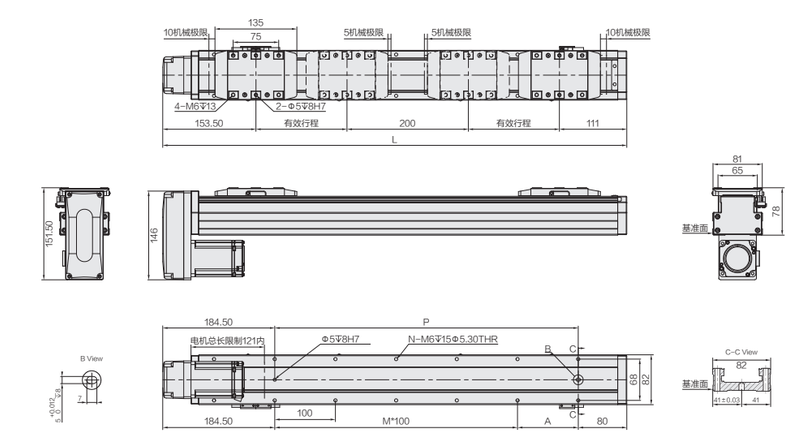

有效行程	25	50	75	100	125	150	175	200	225	250	275	300	325	350	375	400	425
L	514.5	564.5	614.5	664.5	714.5	764.5	814.5	864.5	914.5	964.5	1014.5	1064.5	1114.5	1164.5	1214.5	1264.5	1314.5
A	50	100	50	100	50	100	50	100	50	100	50	100	50	100	50	100	50
M	3	3	4	4	5	5	6	6	7	7	8	8	9	9	10	10	11
N	10	10	12	12	14	14	16	16	18	18	20	20	22	22	24	24	26
P	250	300	350	400	450	500	550	600	650	700	750	800	850	900	950	1000	1050
KG	6.99	7.32	7.64	7.99	8.28	8.61	9.05	9.35	9.79	10.05	10.49	10.6	11.01	11.26	11.65	11.92	12.34

注：以上不含电机重量. Note: Not including motor weight.
行程50时，因本体上锁式固定孔会被滑座遮住，只能使用4颗螺丝固定，建议使用下锁式固定孔安装.



优先选择等级：★★★

经济型 **中负载**

本体宽度：120mm
最大负载：110kg
最大行程：1250mm

- 外观精致
- 内嵌式导轨、钢滑座刚性好
- 平面度好、精度高
- 运行平稳、噪音小
- 外置注油口，维护方便
- 安装简单方便

电机安装方式 How the motor is installed

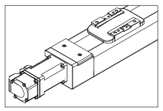

■ 电机直连外置-BC
Motor Exposed

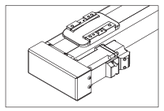

■ 电机左折-BL
Motor Left Side

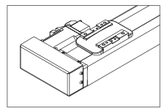

■ 电机右折-BR
Motor Right Side

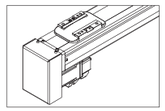

■ 电机下折-BD
Motor Bottom Side

型号表示方式 Guide for Model Selection

CTH12LR-L5-C-S100-BC-P40B-D3_-001

本体型号 Base Style

特殊定制
Non-standard, d.c.,

丝杆导程(螺距) Ball Screw Lead	
L5	5mm

*导程：电机旋转一圈，滑台移动的直线距离。

精度等级 Accuracy class	
C	普通级C7 Common precision

行程mm Stroke(mm)
25-500

电机方式 Motor way	
BC	直连外置
BL	左折
BR	右折
BD	下折

电机品牌 Motor Type	
L	雷赛
H	汇川
P	松下
M	三菱
T	台达
Y	安川
57	57步进电机
其他品牌电机	

电机功率 Motor power	
40	400W

刹车 Brakes	
无	无刹车
B	带刹车

感应开关数量 Sensor quantity	
D3	3PCS
D2	2PCS
D1	1PCS
E	无光电开关

感应器类型 Sensor type	
无	NPN
P	PNP

基本参数 The basic parameters

电机功率(W) Motor power(w)	400W
电机转速 Motor Speed(rpm/min)	3000
滚珠丝杆导程-螺距 Belt Lead(mm)	5
最高速度 Maximum Payload(mm/s)	250
水平负载 Horizontal load	110（双滑座）
垂直负载 Vertical load	55（双滑座）
额定推力 Rated thrust(n)	1388
行程范围 Range of travel(mm)	25-500mm/25行程递增
丝杆外径 Screw diameter(mm)	Ø16
重复位置精度 Repeatability(mm)	C7(C) ±0.01
联轴器 coupling	10x14
感应器 sensor	EE-SX674(NPN)

*电机加减速度时间为0.2S，反向同动只能对应导程5
The motor acceleration and deceleration time is 0.2S, and the reverse comotion can only correspond to lead 5
*如有特殊定制请先与技术人员联系.
If you have special customization, please contact a technician first.

传感器接线图 Specification

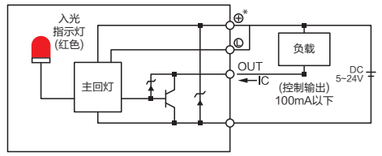

安装示意图 Installation diagram

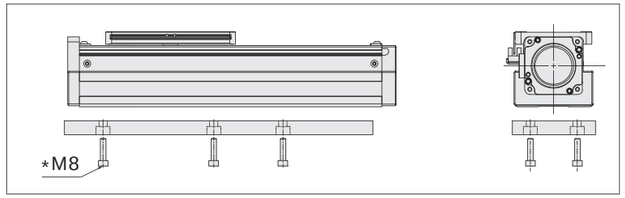

安装方式一：安装螺丝从下往上安装

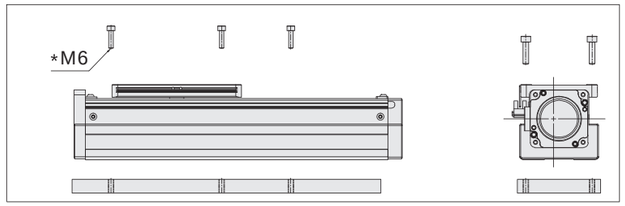

安装方式二：安装螺丝从上往下安装

静态力矩表 Static moment

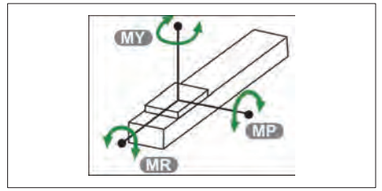

MY	551（N.m）
MP	552（N.m）
MR	485（N.m）

电机直连外置-BC
Motor Exposed

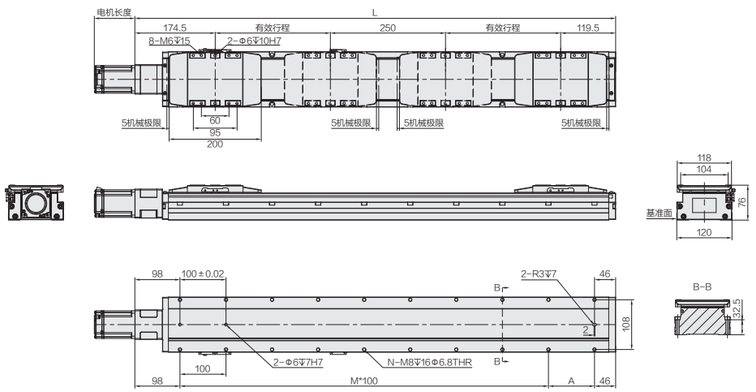

有效行程	25	50	75	100	125	150	175	200	225	250	275	300	325	350	375	400	425	450	475	500
L	594	644	694	744	794	844	894	944	994	1044	1094	1144	1194	1244	1294	1344	1394	1444	1494	1544
A	50	100	50	100	50	100	50	100	50	100	50	100	50	100	50	100	50	100	50	100
M	4	4	5	5	6	6	7	7	8	8	9	9	10	10	11	11	12	12	13	13
N	12	12	14	14	16	16	18	18	20	20	22	22	24	24	26	26	28	08	30	30
KG	8.55	8.9	9.25	9.6	9.95	10.3	10.65	11	11.35	11.7	12.05	12.4	12.75	13.1	13.45	13.8	14.15	14.5	14.85	15.2

注：以上不含电机重量. Note: Not including motor weight.
行程50时，因本体上锁式固定孔会被滑座遮住，只能使用4颗螺丝固定，建议使用下锁式固定孔安装.

电机左折-BL
Motor Left Side

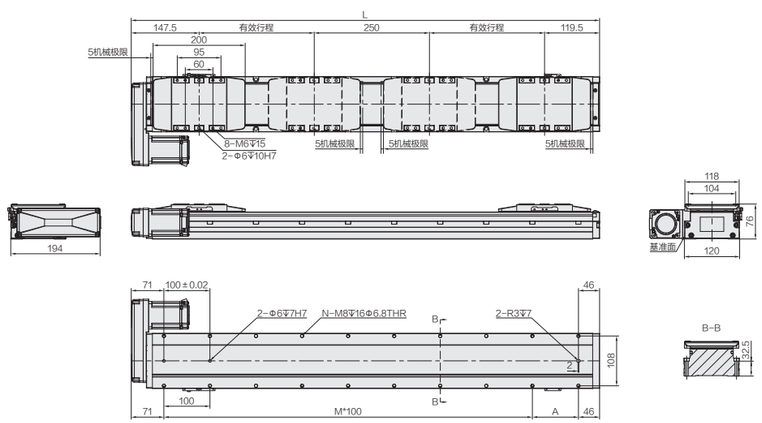

有效行程	25	50	75	100	125	150	175	200	225	250	275	300	325	350	375	400	425	450	475	500
L	567	617	667	717	767	817	867	917	967	1017	1067	1117	1167	1217	1267	1317	1367	1417	1467	1517
A	50	100	50	100	50	100	50	100	50	100	50	100	50	100	50	100	50	100	50	100
M	4	4	5	5	6	6	7	7	8	8	9	9	10	10	11	11	12	12	13	13
N	12	12	14	14	16	16	18	18	20	20	22	22	24	24	26	26	28	08	30	30
KG	8.75	9.1	9.45	9.8	10.15	10.5	10.85	11.2	11.55	11.9	12.25	12.6	12.95	13.3	13.65	14	14.35	14.7	15.05	15.4

注：以上不含电机重量. Note: Not including motor weight.
行程50时，因本体上锁式固定孔会被滑座遮住，只能使用4颗螺丝固定，建议使用下锁式固定孔安装.

电机右折-BR
Motor Right Side

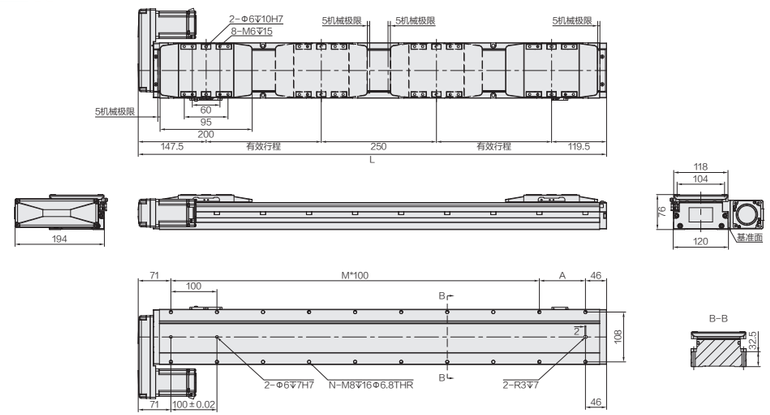

有效行程	25	50	75	100	125	150	175	200	225	250	275	300	325	350	375	400	425	450	475	500
L	567	617	667	717	767	817	867	917	967	1017	1067	1117	1167	1217	1267	1317	1367	1417	1467	1517
A	50	100	50	100	50	100	50	100	50	100	50	100	50	100	50	100	50	100	50	100
M	4	4	5	5	6	6	7	7	8	8	9	9	10	10	11	11	12	12	13	13
N	12	12	14	14	16	16	18	18	20	20	22	22	24	24	26	26	28	08	30	30
KG	8.75	9.1	9.45	9.8	10.15	10.5	10.85	11.2	11.55	11.9	12.25	12.6	12.95	13.3	13.65	14	14.35	14.7	15.05	15.4

注：以上不含电机重量. Note: Not including motor weight.
行程50时，因本体上锁式固定孔会被滑座遮住，只能使用4颗螺丝固定，建议使用下锁式固定孔安装.

电机下折-BD
Motor Bottom Side

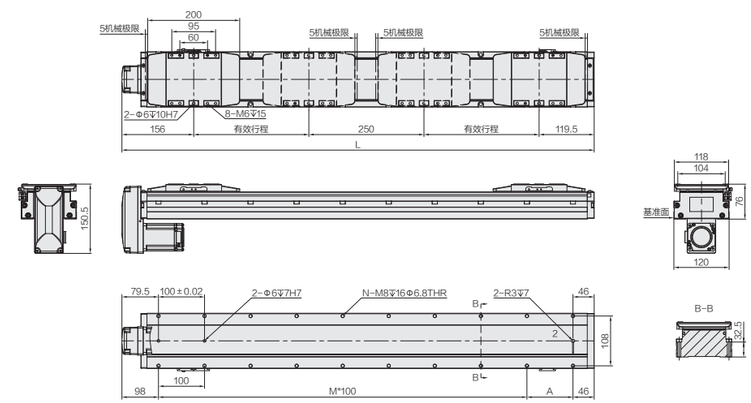

有效行程	25	50	75	100	125	150	175	200	225	250	275	300	325	350	375	400	425	450	475	500
L	575.5	625.5	675.5	725.5	775.5	825.5	875.5	925.5	975.5	1025.5	1075.5	1125.5	1175.5	1225.5	1275.5	1325.5	1375.5	1425.5	1475.5	1525.5
A	50	100	50	100	50	100	50	100	50	100	50	100	50	100	50	100	50	100	50	100
M	4	4	5	5	6	6	7	7	8	8	9	9	10	10	11	11	12	12	13	13
N	12	12	14	14	16	16	18	18	20	20	22	22	24	24	26	26	28	08	30	30
KG	8.75	9.1	9.45	9.8	10.15	10.5	10.85	11.2	11.55	11.9	12.25	12.6	12.95	13.3	13.65	14	14.35	14.7	15.05	15.4

注：以上不含电机重量. Note: Not including motor weight.
行程50时，因本体上锁式固定孔会被滑座遮住，只能使用4颗螺丝固定，建议使用下锁式固定孔安装.

单轴选型要求 Uniaxial selection requirements

技术要求 Technical requirements			
行程 Stroke(mm)		重复定位精度 Repeatability (mm)	使用环境 Usage Environment
速度 Speed(mm/s)		☐ ±0.006 ☐ ±0.02 ☐ ±0.04 ☐ 其他 (Other)_____	☐ 一般 General ☐ 无尘(洁净型) Dust-free(Cleaness type) 洁净度 Cleanliness ☐100 ☐1000 ☐10000
负载 Payload(kg)			

全平面固定 Fixed whole-plane			
使用方式 How to use it	水平安装 Horizontal	侧面安装 Side	垂直安装 Vertical

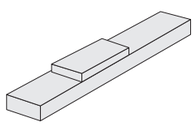

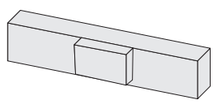

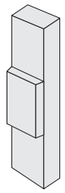

马达安装方式 Motor installation manner		
	丝杆电机安装方式 How the wire rod motor is installed	■ 电机直连外置-BC ■ 电机直连内置-M ■ 电机左折-BL ■ 电机右折-BR ■ 电机下折-BD
	皮带电机安装方式 How the belt motor is installed	■ 电机左折-L ■ 电机右折-R ■ 电机左上折-LU ■ 电机左下折-LD ■ 电机右上折-RU ■ 电机右下折-RD

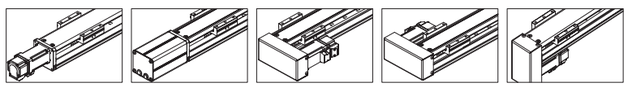

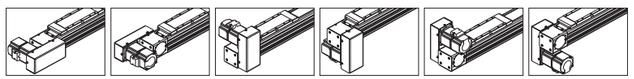

传感器 sensor	☐ 光电式（外置） Optoelectronic type（External）	☐ 金属接近式（外置） Metal induction type（External）

使用工况 Use conditions	
	☐ 搬运 carry　☐ 喷涂 spray coating　☐ 检测 detect　☐ 锁螺丝 Lock the screws ☐ 加工 processing　☐ 其他 other

备注 Remarks	

公司 Company		填写日期 Register Date		联系人 Contach	
部门 Dept		联系电话 Tel		E-mail	
地址 Address					

多轴选型要求 Multi-axis selection requirements

技术要求 Technical requirements			
行程 Stroke(mm)	X:_____Y:_____Z:_____	重复定位精度 Repeatability (mm)	使用环境 Usage Environment
速度 Speed(mm/s)	X:_____Y:_____Z:_____	☐ ±0.01 ☐ ±0.02 ☐ ±0.04 ☐ 其他 (Other)_____	☐ 一般 General ☐ 无尘(洁净型) Dust-free(Cleaness type) 洁净度 Cleanliness ☐100 ☐1000 ☐10000
负载 Payload(kg)			

组合类型 Combination Types					
	悬臂型 Arm Type	☐ A1	☐ A2	☐ A3	☐ A4
	龙门型 Gantry Type	☐ G1	☐ G2	☐ G3	☐ G4
	极坐标型 Moving Arm Type	☐ P1	☐ P2		
	十字型 XZ Type	☐ F1	☐ F2		

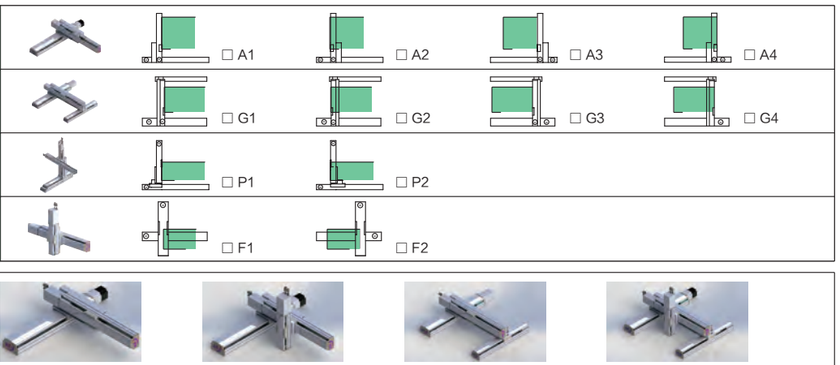

多轴样式 Multi-axis Type				
	☐ 悬臂两轴型（A） Arm type with 2 -axis（A）	☐ 悬臂三轴型（A） Arm type with 3 -axis（A）	☐ 龙门两轴型（G） Gantry type with 2 -axis（G）	☐ 龙门三轴型（G） Gantry type with 3 -axis（G）
	☐ 同门龙门两轴型（G） Spontaneous Moving Gantry type with 2 -axis（G）	☐ 十字型两轴型（F） XY type with 2 -axis（F）	☐ 极坐标两轴型（P） Moving arm type with 2 -axis（P）	☐ 极坐标三轴型（P） Moving arm type with 3 -axis（P）



传感器 sensor	☐ 光电式（外置） Optoelectronic type（External）	☐ 金属接近式（外置） Metal induction type（External）

使用工况 Use conditions	
	☐ 搬运 carry　☐ 喷涂 spray coating　☐ 检测 detect　☐ 锁螺丝 Lock the screws ☐ 加工 processing　☐ 其他 other

备注 Remarks	

公司 Company		填写日期 Register Date		联系人 Contach	
部门 Dept		联系电话 Tel		E-mail	
地址 Address					

■ 悬臂三轴（A型）



■ 悬臂三轴（A型–Z轴本体运动）



■ 悬臂六轴（A型）Arm type with 6 axis（A series）



■ 十字两 轴（F型–Z轴本体运动）

■ 十字两轴（F型–水平安装）



■ 十字两轴（F型–Y轴本体运动）



■ 极坐标三轴（P型）



■ 极坐标两轴（P型–Y轴本体运动）



■ 极坐标六轴

■ 龙门三轴（G型）



■ 龙门三轴（G型–Z轴本体运动）



■ 龙门同动一轴（G型）



■ 龙门同动两轴（G型）



■ 龙门同动三轴（G型–Z轴本体运动）



■ 龙门复合组合（G型）



■ 定制加长型



半密封轨道内嵌 Semi-hermetically sealed track embedded
全密封轨道内嵌 Fully sealed rail embedded
单轴选型要求 Uniaxial selection requirements
机械手安装形式 Robot mounting form
机械手应用实列 Manipulator application real column
参考资料 Resources

■ IC芯片码垛



■ 重负荷码垛



■ 大型零件拾放



■ 大型液晶屏点胶



■ 电子零件检测



■ 堆叠码垛



■ 多工位协同作业



■ 复合零件拾放



■ 高速搬运



■ 高速复合搬运

■ 高速喷墨



■ 工件搬运



半密封轨道内嵌 Semi-hermetically sealed track embedded
全密封轨道内嵌 Fully sealed rail embedded
单轴选型要求 Uniaxial selection requirements
机械手安装形式 Robot mounting form
机械手应用实列 Manipulator application real column
参考资料 Resources

■ 工件排列



■ 工件压入



■ 零件涂胶



■ 配套压和

■ 三维涂胶



■ 双开门设置



■ 双面同时检测



■ 锁螺丝



■ 贴片装置



■ 向多台检测装置取放零件

■ 协作点胶



■ 协作锁螺丝



半密封轨道内嵌 Semi-hermetically sealed track embedded
全密封轨道内嵌 Fully sealed rail embedded
单轴选型要求 Uniaxial selection requirements
机械手安装形式 Robot mounting form
机械手应用实列 Manipulator application real column
参考资料 Resources

■ 服务范围 Services Coverage

购买本公司产品，本公司提供您下列服务：
- 指导安装调教及试运转。
- 指导保养维护。
- 操作配线的技术指导及教育。
- 编程的技术指导及教育。

We provide customers with the following services :
- Guide to installation and trial operation.
- Guide to maintenance.
- Guide to wiring technical operation and training.
- Guide to technical programming.

■ 量测工具 Measring Tools

1、检测平行度 / 等高度 Parallelism Testing / Height Testing



使用量具 Measuring Tools :
百分表、千分表 Measuring Methods :

量测方法 Measuring Methods :
1. 将产品固定于花岗石上 Fix the actuator on granite.
2. 将量具固定于产品滑座 Fix the measuring tools on the actuator’s slider.
3. 如照片方式量测 As photo display.
4. 并用录影方式存档备查 Record it as a reference.

2、检测行走直线绝对精度 Absolute Straightness Accuracy Testing



使用量具 Measuring Tools :
镭射干涉仪检测 Laser Interferometer Detection

量测方法 Measuring Methods :
1.将产品固定于花岗石上 Fix the actuator on granite.
2. 将量具固定于产品滑座 Fix the measuring tools on the actuator’s slider.
3. 如照片方式量测 As photo display.
4. 并列印测试报告 Print the test report as a recoder.

3、检测顺畅度 Smoothness Testing

使用量具 Measuring Tools :
推拉力检测器 Pull Tension Gauge

量测方法 Measuring Methods :
1. 将产品固定于花岗石上 Fix the actuator on granite.
2. 用推拉力检测器推动滑座 Push the slider useing pull tension gauge.
3. 如照片方式量测 As photo display.
4. 并用录影方式存档备查 Record it as a reference.

4、检测皮带张力 Belt Tension Testing

使用量具 Measuring Tools :
皮带张力量测仪 Pull Tension Gauge

量测方法 Measuring Methods :
1. 将产品固定于花岗石上 Fix the actuator on granite.
2.用手拨动皮带并用张力量测仪器，量测皮带振波（张力）
Use belt tension gauge to test the vibration of the belt.
3. 如照片方式量测 As photo display.
4. 并将测量数据记录于出厂报告书 Record it on shipping testing.

5、检测噪音值 Decibel Testing

使用量具 Measuring Tools :
分贝量测仪器 Decibel Meter

量测方法 Measuring Methods :
1. 将产品置于花岗石上 Fix the actuator on granite.
2. 检测距离 300mm Decibel meter put at the distance of 300mm.
3. 用马达驱动产品并以高转速量测 Use motor to drive actuator in high speed.
4. 如照片方式量测 As photo display.
5. 并将测量数据记录于出厂报告书 Record it on shipping testing

6、测量用花岗石平台 Material Tools



花岗石规格 Granite Specifications :

1.Size:1295mm*600mm*140mm
2.Size:4020mm*800mm*300mm

7、其他来料检测 Other incoming tests



使用量具 Measuring Tools :
1. 三次元检测机 3D Inspection Testing Machine
2. 电子式游标卡尺、游标卡尺 Electronic vernier caliper, Vernier caliper
3. 内径分离卡、外径分离卡 Inside micrometer, Outside micrometer
4. 高度仪、垂直仪 Altimeter, Vertical meter
5. 电子式水平仪 Electronic level meter
6. 百分表、千分表 Dial Gauge、Dial Indicator
7. 捲尺、钢尺 Steel tape、Steel ruler



量具校验标准 Measuring tools calibration standards:
块规、环规（定期委外校验合格） Block gauge, ring gauge (regularly qualified)
品检室 QC Room
1.运用空调系统控制温、湿度，以确保量测稳定
Control temperature and humidity to keep the stability of the measurement.
2.量具定期校验
Measuring tools calibrate regularly.

半密封轨道内嵌 Semi-hermetically sealed track embedded
全密封轨道内嵌 Fully sealed rail embedded
单轴选型要求 Uniaxial selection requirements
机械手安装形式 Robot mounting form
机械手应用实列 Manipulator application real column
参考资料 Resources

■ 技术用语参考资料 Technical terminology references

外部环境的温度定义 External environment temperature definitio

1. 标准温度规范：0° ~ 40° Standard temperature specification: 0° ~ 40°
2. 可特注对应：-20° ~ 80° *需特注使用特殊油脂。 Customized temperature:-20° ~ 80° . special grease requirement need to follow customization process.

滑台平面度与真直度的基准值 Flatness and Straightness Standard

平面度标准：将滑台固定于平面上，本体安装基准面与滑座基准面的平行度小于 0.1mm/M。

Straightness: Fixed the actuator on the measuring plate and measure the parallelism of the datum plane of the carriage and straightness gauge, which should be less than 0.1mm/M.

真直度标准：将滑台固定于平面上，滑座基准面与外部直线基准规的平行度小于 0.1mm/M。

Flatness: Fixed the actuator on the measuring plate and measure the parallelism of the datum plane of the carriage and mounting surface of the actuator, which should be less than 0.1mm/M.

* 上述值为测试环境温度设定于 26° ±2° 的参数。The values above are for the test environment temperature set at 26° ±2°
* 上述值为任意位置取 1 米做量测，平面度标准需于 0.1mm 以内。The values above are for measuring 1 m of any location and the standard of flatness must to be 0.1mm or less.

平面度测试方法
Flatness Testing Method

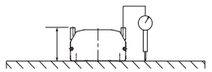

直线度测试方法
StraightnessTesting Method

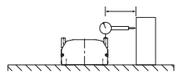

滑座基准面 Slider Basis

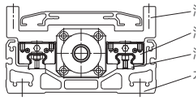

电动滑台剖面图
Sectional Drawing

惯量计算 Equation of Moment of Inertia Calculation

一般情况下，加工治具及工件并非单一形状，计算起来不容易，计算时往往装分解成几个单一形状的惯量，最后再累加各惯量，以下是几个单一形状物的惯量计算方法。

Usually the load is not a simple form, and the calculation of the moment of inertia is noteasy.As a method,the load is replaced with several factors that resemble a simple form forwhich themoment of inertia can be calculated. The total of the moment of inertia for these factors is thenobtained.The objects and equations often used for the calculation of the moment of inertia are shownbelow.

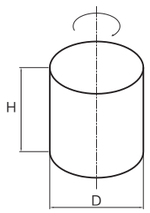

1. 圆柱体力矩惯量计算：Moment or inertia for cylinder :

它有一个旋转的中心，我们作为下列假设：
The moment of inertia (J) for a cylinder having a rotation center such as shown below is given by

$$J=\frac{P\pi D^4h}{32x980}=\frac{WD^2}{8g}(kgf\cdot cm\cdot sec^2)$$
$$=\frac{mD^2}{8}(Kgm^2)$$

P= 密度 Density (kg / cm³)
g= 重力加速度 Gravitational acceleration (cm / sec²)
W=圆柱的重力 Weight of cylinder (kgf)
m= 圆柱的质量 Mass of cylinder (kg)

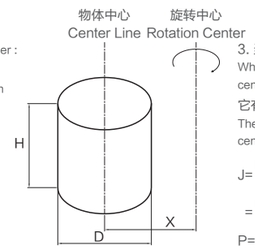

3. 当目标的中心偏离了旋转中心的计算：
When the object’s center line is offset from the rotation center :

它有一个旋转的中心，我们作为下列假设：
The moment of inertia (J) for a cylinder having a rotation center such as shown below is given by

$$J=\frac{P\pi D^4h}{32}+\frac{P\pi D^4h}{4}=\frac{WD^2}{8g}+\frac{WX^2}{G}(kgf\cdot cm\cdot sec^2)$$
$$=\frac{mD^2}{8}+mX^2(Kgm^2)$$

P= 密度 Density (kg / cm³)
g= 重力加速度 Gravitational acceleration (cm / sec²)
W=圆柱的重力 Weight of cylinder (kgf)
m= 圆柱的质量 Mass of cylinder (kg)

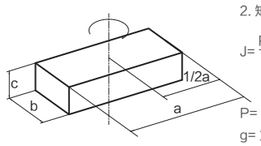

2. 矩形平行六面体力矩惯量计算：Moment of inertia for rectangular parallelepiped :

$$J=\frac{Pabc(a^2+b^2)}{12}=\frac{W(a^2+b^2)}{12g}(kgf\cdot cm\cdot sec^2)$$
$$=\frac{M(a^2+b^2)}{12}(Kgm^2)$$

P= 密度 Density (kg / cm³)
g= 重力加速度 Gravitational acceleration (cm / sec²)
W=圆柱的重力 Weight of cylinder (kgf)
m= 圆柱的质量 Mass of cylinder (kg)

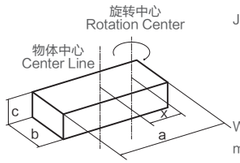

$$J=\frac{Pabc(a^2+b^2)}{12}+\frac{PabcX^2}{G}$$
$$=\frac{W(a^2+b^2)}{12g}+\frac{WX^2}{G}(kgf\cdot cm\cdot sec^2)$$
$$=\frac{M(a^2+b^2)}{12}+mX^2(Kgm^2)$$

W= 棱体重力 Weight of prism (kgf)
m=棱体的质量 M ass of prism (kg)

■ 负载力臂长度 Overhang Load Length

负载力臂长度是代表滑座可承受伸出的最长距离，从电动滑台上的滑座延伸出去的负载力臂超过容许值时，会造成异常的振动及整定时间增加，所以请务必遵守负载力臂长度的限制。

An overhang load length is specified for a slider-type actuator to indicate the length of overhang (offset) from the actuator. When the length of an object mounted to the slider actuator exceeds this length, it will generate vibration and increase the settling time. So, pay attention to the allowable overhang length as well as the allowable dynamic moment.

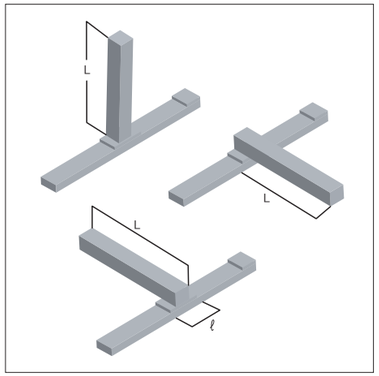

滑座长度决定了负载力臂长度。
The allowable overhang load length is determined by the slider length.

负载力臂超过容许值时，会造成异常的振动及整 定时间增加，所以请务必遵守负载力臂长度的限制。
An overhang that zexceeds the allowable overnang length will generate vibration and increase settling time.

L/ℓ = 5以内
*搭配CCD做计测试用时。
请尽量控制在3-4之间。
Between 3 to 4 for a cameraequipped

参考 For example:
L/ℓ=1.2加工机械 Mechanical Machine
L/ℓ=3 计测机械 Mechanical Machine
L/ℓ=5 一般机械(取放作业) Robot

■ 容许负荷力矩 Allowable Dynamic Moment

MP、MY、MR，3 个方向的力矩均不相同。超过容许值得使用状态，线性滑轨的寿命会降低。若无法在容许值内使用，请务必在外部加装容许负荷力 矩是表示依据线性滑轨的走行寿命为基准所计算出滑座上可承受的最大的负荷力矩，不同规格的电动滑台上滑轨所承受的辅助线性滑轨。

The allowable dynamic moment is the maximum offset load exerted on the slider, calculated from the guide service life. The direction in which force is exerted on the guide is categorized into 3 directions – MP (pitch), MY (yaw), MR (roll) – the tolerance for each of which are set for each actuator. Applying a moment exceeding the allowable value will reduce the service life of the actuator. Use an auxiliary guide when working within or in excess of these tolerances.

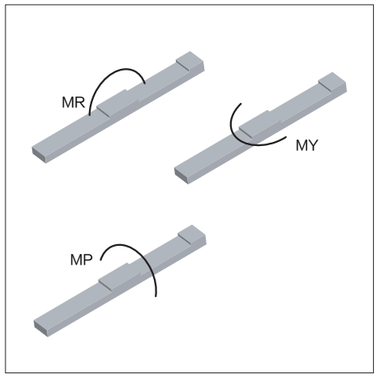

容许负荷力矩是依据线性滑轨的走行寿命为基准所计算出来的。
The allowable dynamic moment is calculated from the service life of the guide.

使用上超过容许值。会大幅降低电动滑台的使用寿命。
Over the moment would reduce the life of actuator.

*容许负载力矩是依据以下的基准计算出来。
Moment is based on the following basis.

M(N.m)=W(kg)×L(m)×9.8

W(kg)=重心位置的重量 Load
L(m)=回转中心到重心的距离
L:Distance from work point to the center of gravity of payload.

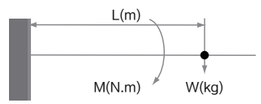

■ 滚珠螺杆参考资料 Ball screw reference

精密滚珠螺杆，以 JIS 规格为基准，各特性之定义与容许值如下：
PMI’s precision ground baliscrews are controlled in accordance with JIS B 1192. The permissible values and definitions of each part are shown below.

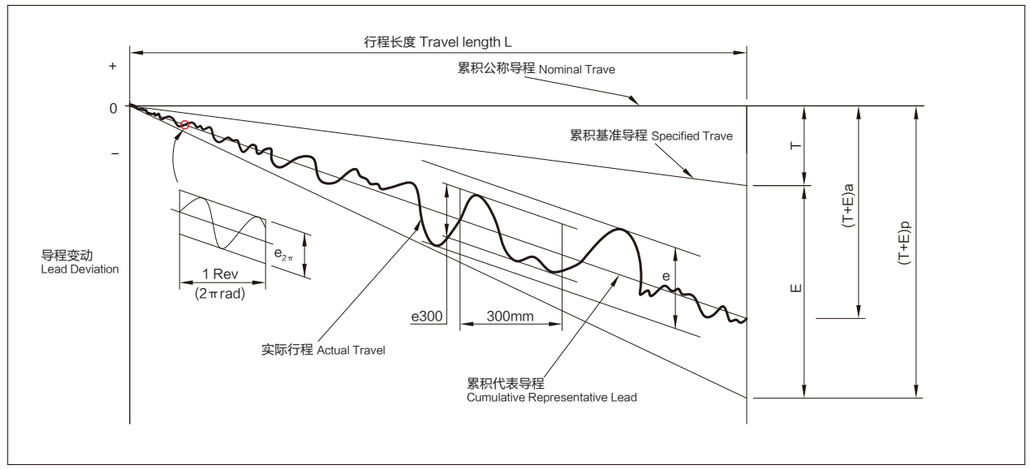

图1导程量测曲线 Technical Terms Concerning the Lead

■ 图 Table 1 导程曲线各名词定义 Terms

T+E	累积代表导程 Cumulative Representative Lead	为一直线，代表实际累积导程的倾向。这是以雷射检测后的数据经最小平方值方法算出。 Cumulative representative lead. A straight line representing the tendency of the cumulative actual lead. This is obtained by least square method and measured by laser system.
P		容许值。 Permissible value.
a		实际测量值。 Actual value.
T	累积基准导程指定目标值 Specified Travel Specify The Target Value	在有效螺纹范围内，累积基准导程减累积公称导程的差谓之。亦即考虑运转时热膨胀、弹性变形等因素，而事先交累积公称导程于正负方向加以补正，并据此制作螺杆，其值依实验或经验而定。 Specified travel. This value is determined by customer and maker as it depends on different application requirements.
E	累积代表导程之误差 Cumulative Representative Lead Error	累积代表导程减累积基准导程的值，此值可有正负值。 Accumulated reference lead deviation. This is allowable deviation of specified travel. It is decided by both of the accuracy grade and effective thread length.
e	变动 Change	在有效螺纹长度范围内最大幅宽。 Total relative lead variation Maximum width of variation over the travel length.
e300		在有效螺纹长度范围内任取 300mm 的最大幅宽。 Lead deviation in random 300 mm.
$e_{2\pi}$		螺杆转动1圈的范围内，螺帽对应于任意的迴转角的轴方向移动量的实测值与基准值的差的最大幅宽。 Lead deviation in random 1 revolution 2π rad.

■ 图 Table 2 累积导程的误差（±E）和变动（e）的容许值 Accumulated reference lead deviation (±E) and total relative variation (e)

GRAND		C0		C1		C2		C3		C4		C5		C6	C7	C8
OVER	UP TO	E	e	E	e	E	e	E	e	E	e	E	e	±0.025 / 300mm	±0.050 / 300mm	±0.120 / 300mm
	315	4	3.5	6	5	5	7	12	8	12	12	23	18			
315	400	5	3.5	7	5	7	7	13	10	14	12	25	20			
400	500	6	4	8	5	8	7	15	10	16	12	27	20			
500	630	6	4	9	6	9	7	16	12	18	14	30	23			
630	800	7	5	10	7	10	7	18	13	20	14	35	25			
800	1000	8	6	11	8	11	8	21	15	22	16	40	27			
1000	1250	9	6	13	9	13	9	24	16	25	18	46	30			
1250	1600	11	7	15	10	15	10	29	18	29	20	54	35			
1600	2000			18	11	18	11	35	21	35	22	65	40			
2000	2500			22	12	21	13	41	24	41	25	77	46			
2500	3150			26	15	25	15	50	29	50	29	93	54			
3150	4000			32	18	30	18	62	35	62	35	115	65			
4000	5000					36	21	76	41	76	41	140	77			
5000	6300							85	50	85	50	170	96			
6300	8000							106	62	106	62	213	115			
8000										132	75	265	140			

■ 图 Table 3 精度等级 Accuracy grade

任意300mm(e_{300}) 以及任意导程($e_{2\pi}$)
Variation in random 300mm (e_{300}) and w obble ($e_{2\pi}$)

α 522 单位 Unit：μm

GRAND	C0	C1	C2	C3	C4	C5	C6	C7	C8
JIS	3.5	5		8		18		50	210
TBI	3.5	5	7	8	12	18	25	50	210

α 522 单位 Unit：μm

GRAND	C0	C1	C2	C3	C4	C5
JIS	3	4		6		8
TBI	3	4	4	6	8	8

■ 线性滑轨参考资料 Linear Guideway Information

精度标准 Accuracy Standard

线性滑轨的精度可分为行走平行度、高度 (H) 及宽度（W2）的尺寸容许误差。滑轨单轴使用或在同平面使用复数轴时，规范各个滑块组合高度与宽度的成对相互差。各型号的精度分为普通级 (N)、高级 (H)、精密级 (P)、超精密级 (SP) 与超高精密级 (UP) 五个等级。
The accuracy of linear guideway includes the dimensional tolerance of height, width, and the running accuracy of the carriage on the rail. The standard of the dimension difference is built for two or more carriages on a rail or a number of rails are used on the same plane. The accuracy of linear guideway is divided into 5 classes, normal grade (N), high precision (H), precision (P), super precision (SP), and ultra precision (UP).

行走平行度 Running Parallelism

是指将滑轨以螺栓固定在基面上，使滑块在滑轨全长上运行时，滑块与滑轨基准面之间的平行误差，如图 (1) 所示。
The running accuracy is the deviation of parallelism between the reference surface of carriage and reference surface of rail when carriage moving over the entire length of rail.

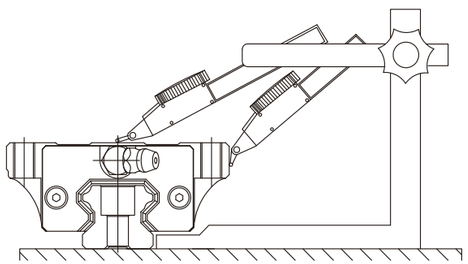

(图1) 行走平行度的量测
(fig.1) Flatness measurement

行走平行度的量测高度的成对相互差(△H) Height Difference (△H)

是指组合在同平面上的各个滑块高度尺寸 (H) 的最大值与最小值之差。
The height difference (△ H) means the height difference among carriages installed on the same plane.

宽度的成对相互差(△W2) Width Difference (△ W2)

是指装在单支滑轨上的每个滑块与滑轨基准面之间的宽度（W2）尺寸的最大值与最小值之差。
The width difference (W2) means the width difference among carriages installed on a rail.

注意事项 Note :

1. 同平面上 2 轴以上配对使用时，宽度（W2）的尺寸对容许误差与成对相互差（△ W2）只适用于基准侧，而基准侧滑轨的制造号码末尾，印有〝MR〞标记，但是普通级 (N) 滑轨没有此记号。
1.When it is a application of two axis or more on the same plane., the tolerance of width (W2) to pairs tolerance (W2) are only suitable to master side. The end of master linear guide is marked “MR” sign but the mark MR will not show on the N-class linear rail.

2. 精度测定值是以滑块中心点或中心部的平均值为基准。
2.The measured precision value is based on the average value measured from the center of block.

■ 预压与刚性 Preload and Stiffness

线性滑轨可以由施加预压来提高刚性。如图 (2) 所示，预压的效果可保持外部负荷增大到预压负荷的 2.8 倍，即提高 2.8 倍的刚性值，而预压是利用增加钢珠的直径，使钢珠与滚动面之间产生负项间隙，预先施于内部负荷，所以在进行寿命计算时，必须将其预压负荷考虑进去。
The rigidity of a linear guideway could be enhanced by increasing the preload. As shown as figure below, the load could be raised up to 2.8 times when the preload applied. The preload is represented by negative clearance resulting from the increase of rolling element diameter. Therefore, the preload should be considered in service life calculation.

(图2) 钢性
(fig.2) Stiffness

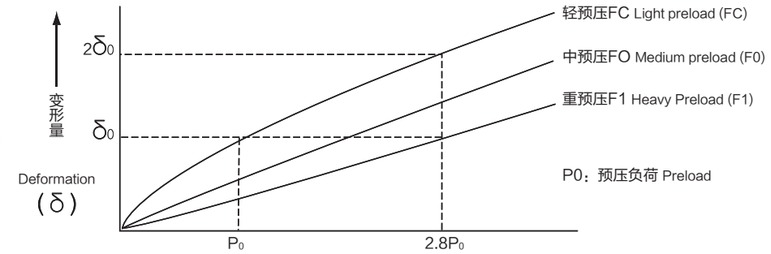

线性滑轨的使用，应根据不同的使用条件来选择最适合的预压等级，选用的基准请参照以下资料。
Selecting proper preload from table below to adapt the specific application and condition.

线性滑轨的预压选用基 Preload standard of linear guide.

预压等级 Preload	适用条件 Conditions	应用例 Application
轻预压 Light Preload (FC)	●负荷方向一定，振动、冲击力小，2轴并列使用的装置。 The loading direction is fixed, vibration and impact are light, and two axes are applied in parallel. ●精度要求不高，但要求滑动阻力小的设备。 High precision is not required, and the low frictional resistance is needed.	射束焊接机械、装订机械、自动包装机、一般工业机械的XY轴、自动门窗加工机、焊接机、熔断机、工具交换装置、各种材料供给装置。 Welding machine, binding machine, auto packing machine, XYaxis of ordinary industrial machine, material handling equipments.
中预压 Medium Preload (F0)	●有悬臂负荷或力矩作用的装置。 Overhang application with a moment load. ●单轴使用的设备。 Applied in one-axis configuration. ●轻负荷且要求高精度的设备。 The need of light preload and nigh precision.	磨床工作台进给轴、自动涂装机、工业用机器人、各种高速材料供给装置，CNC车床、一般工业机械的Z轴、印刷线路板的打孔机、电火花加工机、测定器、精密 XY 平台。 Z axis of industrial machines, EDM, precision XY table, PC board drilling machine, industrial robot, NC lathe, measuring equipment, grindingmachine, auto painting machine.
重预压 Heavy Preload (F1)	●要求高刚性，且振动、冲击力大的设备。 Machine is subjected to vibration and impact, and high rigidity rquired. ●高负荷、重切削的机床等。 Application of heavy load or heavy cutting.	机械加工中心、CNC 车床、磨床的砂轮进给轴、铣床、立式或横式镗床、刀具导向部、工作机械的Z轴 Machine center, CNC lathe, grinding machine, milling machine, Z axis of boring machine and machine tools.